

व्यावहारिक हिन्दी  
Practical Hindi

La Trobe University  
First Semester Hindi



## ***Preface***

This is a first year Hindi course intended for learners with little or no prior knowledge of Hindi. The aim is to introduce learners to a range of speech and grammar forms typical of the kinds of usages people are likely to encounter in the Hindi speaking areas of North India, and amongst Diaspora Hindi speaking communities around the world.

The course is divided into fourteen lessons over two semesters. Each lesson is set in one place, such as in a home, on a bus, at a station, or in a tea shop, and introduces appropriate language forms to use in that context. There are about 80 words introduced on average per lesson so at the end of both semesters the student will be in a position to have a vocabulary of around 1000 words.

The aim is to present a typical everyday Hindi-Urdu vocabulary which consists of around one third of Sanskrit loan words, one third of words derived from Sanskrit, and one third of words from Persian and Arabic origins and from other languages, such as English, Portuguese and French.

Each lesson contains two dialogues, notes on the language constructions introduced in the dialogues and ten exercises to accompany the lesson.

## ***Note on Transliteration***

So in order to aid you learning Hindi script in the first seven lessons all Hindi text is given in both Hindi script and transliterated in roman script. The transliterated text is printed in italic text. The system of Roman transliteration which is used has dots under and above letters (as in *ṅ* and *ṇ*), macrons (a short bar above a letter, as in *ā*), an acute accent (as in *ś*), an underscore (as in *kḥa*) and a tilde (a curly line above a character, as in *ñ*). It also uses some combinations of these symbols, such as *ã*.

So take care when reading the transliteration: the word *kam less* is not the same as *kām work!* Translated text is normally given in **bold** print.

## ***Foreword***

Hindi is one of the national languages of India. It is the main spoken language in most of North India and is the state language in ten states: Arunachal Pradesh, Bihar, Chattisgarh, Uttar Pradesh, Madhya Pradesh, Jharkhand, Uttarakhand, Haryana, Himachal Pradesh and Rajasthan.

Census of India reports on mother tongue and second and third language figures for the 2001 census of India show that there were then 551,000,000 Hindi speakers vs 125,000,000 English speakers (Times of India March 14 2010). According to the 2001 census the number of mother tongue Hindi speakers in 2001 was 422,048,642, or around 41% of the Indian population. It was also on an upward trend, Hindi speakers having risen from 37% in 1971 to 41% in 2001 ('Census of India – Statement 4').

The development of modern Hindi has seen many twists and turns. In the 19<sup>th</sup> century many proponents of Hindi imagined it as a popular national language. However, during the independence struggle Hindi became enmeshed in a debate over the relative roles of Hindi and Urdu in India. By independence many supporters of Hindi hoped it would develop as a national language drawing heavily on the Sanskrit roots of Indian languages. This Sanskrit form of Hindi however was not able to catch the national imagination. However, since the early 1990s Hindi has emerged in a new light as the dominant media language in India, with the Hindi press and Hindi TV stations growing much more rapidly than their English counterparts. So it looks as if Hindi will in the 21<sup>st</sup> century attain the status of being the main national language spoken by over half the population and in more states than any other Indian language.

## References

- 'Census of India – Statement 4' on: Census of India, 2007,  
[http://www.censusindia.gov.in/Census\\_Data\\_2001/Census\\_Data\\_Online/Language/Statement4.htm](http://www.censusindia.gov.in/Census_Data_2001/Census_Data_Online/Language/Statement4.htm) : accessed: 24-04-08
- 'Indiaspeak: English is our 2nd language' (March 14 2010) Times of India, at:  
<http://timesofindia.indiatimes.com/india/Indiaspeak-English-is-our-2nd-language/articleshow/5680962.cms>, accessed: 28-07-10.

Contents

Preface.....	3
Note on Transliteration .....	3
Forword.....	4
Table 1: Devanāgarī characters and their transliteration .....	8
Introduction: The Devanagari Script .....	9
Drawing Hindi Characters .....	9
The Devanagari characters and how to write them.....	10
1: एक - स्टेशन पर ek - sṭeśan par One - At the Station .....	16
बातचीत-1a: आप कौन हैं? āp kaun haī Who are you?.....	16
☑ Topic 1a.1: नमस्ते namaste: greetings .....	16
☑ Topic 1a.2: आप कैसे हैं āp kaise haī: How are you? .....	17
☑ Topic 1a.3: मैं maī I, तुम tum: you, etc. (pronouns).....	18
☑ Topic 1a.4: कौन kaun: Who? .....	20
☑ Topic 1a.5: चाय है। cāy hai: There is tea (Simple sentences).....	20
☑ Topic 1a.6: Asking questions.....	20
☑ Topic 1a.7: हाँ hā: yes, नहीं nahī: no and नहीं nahī: not .....	21
बातचीत-1b: यह क्या है? yah kyā hai? What is this? .....	23
☑ Topic 1b.1: The Hindi sound system: vowels.....	24
☑ Topic 1b.2: क ka group consonants (guttural consonants).....	24
☑ Topic 1b.3: च ca group consonants (palatal consonants) .....	25
☑ Topic 1b.4: ट ṭa group consonants (cerebral consonants).....	25
☑ Topic 1b.5: त ta group consonants (dental consonants) .....	26
☑ Topic 1b.6: प pa group consonants (labial consonants) .....	26
☑ Topic 1b.7: य ya, श śa and ह ha (semivowels, sibilants, aspirate) .....	27
पाठ एक शब्दावली Lesson 1: Vocabulary (106 words).....	28
2: दो-चाय की दुकान में do – cāy kī dukān mẽ Two - In a Chai shop .....	40
बातचीत Dialog 2a: मुझको चाय चाहिए mujhko cāy cāhie I want tea .....	40
☑ Topic 2a.1: लड़का larṅkā: boy लड़के larṅke boys (nouns).....	41
☑ Topic 2a.2: बड़ा barā: big छोटा choṭā: small (adjectives) .....	42
☑ Topic 2a.3: मेरा merā: my आपका āpkā your (possessive pronouns).....	43
☑ Topic 2a.4: मुझको चाहिए mujhko cāhie: I want (Dative subject) .....	44
☑ Topic 2a.5: मुझको mujhko: to me (Indirect Pronouns) .....	44
☑ Topic 2a.6: मुझे mujhe: to me (Alternative Indirect Pronouns).....	45
☑ Topic 2a.7: मुझे भी चाहिए mujhe bhī cāhie: I also want (भी bhī).....	45
बातचीत-2b: कोक ठंडा है? kok ṭhaṅḍā hai? Is the coke cold?.....	46
☑ Topic 2b.1 आम संयुक्त अक्षर Common Conjunct Characters .....	47
☑ Topic 2b.2: फ़ारसी-अरबी आवाज़ Perso-Arabic sounds .....	47
☑ Topic 2b.3: 'Flapped and tapped' forms of 'r' sounds .....	48
☑ Topic 2b.4: राम rām Rām or Rāma? (inherent -अ -a) .....	48
☑ Topic 2a.5: The vowel sounds and their forms as mātrās.....	48
☑ Topic 2b.6: लिपि lipi Script: बिंदी bindī, चंद्रबिंदु candra bindu & चंद्र candra .....	49

## Hindi 1

☑ Topic 2b.7: लिपि lipi Script: 'r' conjuncts (रेफ़).....	51
पाठ दो शब्दावली Lesson 2: Vocabulary (81 words).....	51
11 अभ्यास ग्यारह abhyās gyārah: क्या चाहिए? kyā cāhie? you want?.....	53
3: तीन – दुकान में tīn – dukān mẽ Three - In a shop .....	63
बातचीत-3a: इसमें क्या है? ismē kyā hai? What is in this?.....	63
☑ Topic 3a.1: एक ek 'one', दो do 'two', etc. (cardinal numbers).....	64
☑ Topic 3a.2: कितना kitnā: How many.....	64
☑ Topic 3a.3: में mẽ: in, पर par on, etc. (Postpositions).....	66
☑ Topic 3a.4: लड़के को larke ko: to the boy, etc. (Oblique forms).....	66
☑ Topic 3a.5: Direct and oblique forms of nouns .....	67
☑ Topic 3a.6: Direct and oblique forms of pronouns and adjectives .....	67
बातचीत-3b: थैले में क्या है? thaile mẽ kyā hai? What is in the bag? .....	69
☑ Topic 3b.1: संयुक्त अक्षर saṁyukt akṣar Conjunct Characters .....	69
☑ Topic 3b.2: Exceptional Conjuncts.....	72
पाठ तीन शब्दावली Lesson 3: Vocabulary (102 words).....	73
4: चार – ढाबे में cār - dhābe mẽ Four - In a ḍhāba .....	85
बातचीत-4a: आपके पास है? āpke pās hai? Do you have? .....	85
☑ Topic 4a.1: मेरे पास है mere pās hai: I have (Possession).....	86
☑ Topic 4a.2: मेरे पास किताब है mere pās kitāb hai: I have a book .....	87
☑ Topic 4a.3: When to use के पास ke pās to mean: to have.....	88
☑ Topic 4a.4: मेरे दो भाई हैं mere do bhāi hai: I have two brothers.....	89
☑ Topic 4a.5: कमरे में क्या है kamre mẽ kyā hai: What's in the room?.....	90
बातचीत-4b: यह देखो yah dekho Look at this.....	91
☑ Topic 4b.1: Talking about actions (verbs, infinitives and stems).....	92
☑ Topic 4b.2: Please, politeness and respect.....	92
☑ Topic 4b.3: Giving commands (imperatives) .....	92
☑ Topic 4b.4: Irregular imperatives .....	93
☑ Topic 4b.5: The ceremonial imperative and the future imperative.....	95
☑ Topic 4b.6: मत mat and न na: don't and do not.....	95
पाठ चार शब्दावली Lesson 4: Vocabulary (74 words).....	96
5: पाँच - टैक्सी में pāc - ṭaiksī mẽ Five - In a Taxi.....	108
बातचीत-5a: मुझे चाय पसंद है mujhe cāy pasand hai I like tea .....	108
☑ Topic 5a.1: टीवी देखना ṭivī dekhnā: watching TV (infinitives).....	109
☑ Topic 5a.2: मुझे चाय पसंद है mujhe cāy pasand hai: I like tea .....	110
☑ Topic 5a.3: मुझे अच्छा लगता है mujhe acchā lagtā ha: I like it.....	111
☑ Topic 5a.4: था thā थे the थी thī थीं thī: was, were .....	112
☑ Topic 5a.5: पहला pahlā: first, etc. (ordinal numbers).....	112
बातचीत-5b: काफ़ी सस्ता है kāfi sastā hai Fairly cheap.....	113
☑ Topic 5b.1: मालूम है / पता है mālūm hai / patā hai: I know .....	114
☑ Topic 5b.2: मालूम नहीं, mālūm nahī: I don't know .....	115
☑ Topic 5b.3: ठीक है, है न? ṭhīk hai, hai na? That's right, isn't it.....	116
☑ Topic 5b.4: काफ़ी kāfi: fairly, enough .....	117

☑ Topic 5b.5: कैसा kaisā How to ask what sort/kind of or how.....	118
पाठ पाँच शब्दावली Lesson 5: Vocabulary (116 words).....	118
6: छै – होटल में chai - hoṭel mẽ Six - In a hotel .....	131
बातचीत-6a: विवेक विशाल से बड़ा है Vivek is bigger than Vishal.....	131
☑ Topic 6a.1: नेपाल से बड़ा bigger than Nepal, etc. (comparisons).....	132
☑ Topic 6a.2: सबसे बड़ा biggest, सबसे अच्छा best, etc. (superlatives).....	133
☑ Topic 6a.3: थोड़ा, छोटा, कम little, small, younger, less .....	134
☑ Topic 6a.4: कौन-सा which? .....	135
☑ Topic 6a.5: कुछ kuch कोई koi, some, any, somebody, something .....	135
बातचीत-6b: आपकी उम्र क्या है? How old are you? .....	137
☑ Topic 6b.1: उम्र के बारे में umr ke bāre mẽ (concerning age) .....	138
☑ Topic 6b.2: नया nayā: new vs. पुराना purānā: old.....	139
☑ Topic 6b.3: मुझसे छोटा है mujhse choṭā hai: younger than me .....	140
☑ Topic 6b.4: परिवारों के बारे में parivārō ke bāre mẽ: about families.....	140
☑ Topic 6b.5: शादी और बच्चों के बारे में marriage & children .....	141
पाठ छै शब्दावली Lesson 6: Vocabulary (80 words) .....	142
7: सात – घर पर sāt - ghar par At home .....	155
बातचीत-7a: आप क्या करते हैं? āp kyā karte haī What do you do? .....	155
☑ Topic 7a.1: मैं दिल्ली में रहती हूँ maī dillī mẽ rahtī hū I live in Delhi.....	156
☑ Topic 7a.2: Verbs (stems, infinitives, imperfective participles).....	157
☑ Topic 7a.3: Agreement of the verb with the subject.....	158
☑ Topic 7a.4: मैं नहीं सोता हूँ maī nahī sotā hū I don't sleep .....	159
☑ Topic 7a.5: आप क्या काम करते हैं? āp kyā kām karte haī What do you do?.....	159
☑ Topic 7a.6 Statements of lasting validity.....	160
☑ Topic 7a.7: How to use the word तो to .....	161
बातचीत-7b: वह बनारस में रहता था vah banāras mẽ rahtā thā He used to live in Banaras .....	161
☑ Topic 7b.1: मैं दिल्ली में रहता था। maī dillī mẽ rahtā thā I lived in Delhi.....	163
☑ Topic 7b.2: मैं जाना चाहता हूँ। maī jānā cahtā hū I want to go.....	164
☑ Topic 7b.3: मुझको जाना चाहिए। mujhko jānā cāhie I should go .....	164
☑ Topic 7b.4: आप किस लिए हिन्दी पढ़ते हैं? Why are you studying Hindi? āp kis lie hindī paṛhte haī .....	165
☑ Topic 7b.5: मुझको जुकाम है I have a cold (health issues) .....	166
पाठ सात शब्दावली Lesson 7: Vocabulary (69 words).....	166
Vocabulary.....	178
Appendix 1: Hindi Numbers.....	201
Appendix 2: Further Reading.....	202

**Table 1: Devanāgarī characters and their transliteration**

You should learn the traditional order of *Devanāgarī*. Mother tongue speakers can recite it to you in this order and dictionaries and indexes are arranged in this order. You read the table as if it were text, left to right, top to bottom.

1	अ <i>a</i>	आ <i>ā</i>	इ <i>i</i>	ई <i>ī</i>	उ <i>u</i>	ऊ <i>ū</i>	ऋ <i>r̄</i>
2	ए <i>e</i>	ऐ <i>ai</i>	ओ <i>o</i>	औ <i>au</i>	अं <i>aṃ</i>	अः <i>aḥ</i>	
3	क <i>ka</i>	ख <i>kha</i>	ग <i>ga</i>	घ <i>gha</i>	ङ <i>ṅa</i>		
4	च <i>ca</i>	छ <i>cha</i>	ज <i>ja</i>	झ <i>jha</i>	ञ <i>ña</i>		
5	ट <i>ṭa</i>	ठ <i>ṭha</i>	ड <i>ḍa</i>	ढ <i>ḍha</i>	ण <i>ṇa</i>		
6	त <i>ta</i>	थ <i>tha</i>	द <i>da</i>	ध <i>dha</i>	न <i>na</i>		
7	प <i>pa</i>	फ <i>pha</i>	ब <i>ba</i>	भ <i>bha</i>	म <i>ma</i>		
8	य <i>ya</i>	र <i>ra</i>	ल <i>la</i>	व <i>va</i>			
9	श <i>śa</i>	ष <i>ṣa</i>	स <i>sa</i>				
10	ह <i>ha</i>	क्ष <i>kṣa</i>	त्र <i>tra</i>	ज्ञ <i>jña/gya</i>	श्र <i>śra</i>		
11	क्र <i>qa</i>	ख्र <i>kha</i>	ग्र <i>ga</i>	ज़ <i>za</i>	फ़ <i>fa</i>	ड़ <i>ra</i>	ढ़ <i>rha</i>

## Introduction: The Devanagari Script

**In this introduction we will look at:**

**How to draw Devanagari characters**

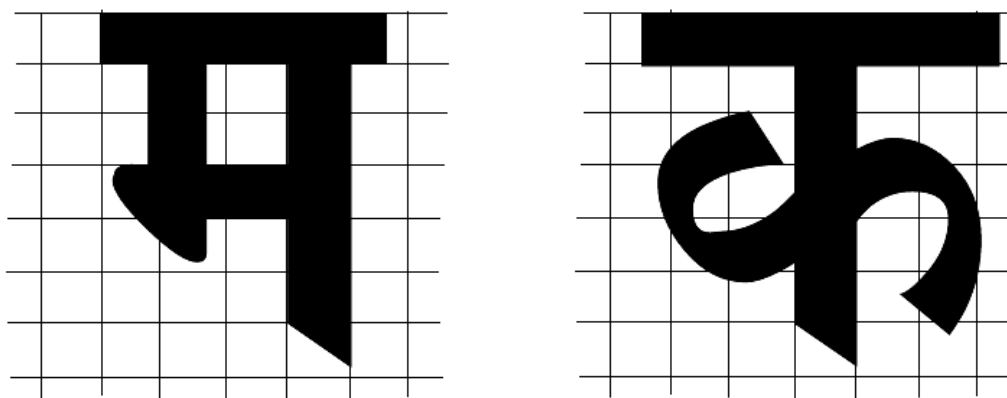
Hindi is mostly written in a script called Nagari or Devanagari. The sounds of Hindi can be represented in Devanagari by around 52 symbols; ten vowels, 40 consonants, nasalisation and a kind of aspiration. In this introduction we will focus on how you draw the characters, then from lesson one onwards we will begin to explore the sounds the characters represent.

### *Drawing Hindi Characters*

When you start drawing Devanagari characters it is best to use lined paper and to write big characters that spread over three lines. Note the following points.

English letters are written up from a line below them. Devanagari characters are drawn hanging down from a horizontal line (called the head stroke शिरोरेखा *śirorekhā*) written at the top of the character.

The body of the main identifying parts of a Devanagari character occupies about two thirds of the space between the head stroke and the base of the character. For instance, these are the characters for *ma* and *ka*:



Mostly the first stroke, or strokes, in a character are written from the left to the right and are then followed by any down strokes and finally the head stroke is added. Note that in some characters the head stroke is broken.

The following pages show the characters with arrows added indicating the direction of the strokes as they are drawn and the order they are drawn in.

It is good to learn the correct stroke order for Devanagari characters as when, hopefully, you start to write quickly the character will be recognisable even if its form gets more cursive, or scribbled, than is the case for printed Hindi.

It normally takes between three and five strokes to write a Devanagari character.

*The Devanagari characters and how to write them*

अ a      अ अँ अँ

आ ā      आ आँ

इ i      इ इँ इँ

ई ī      ई ईँ

उ u      उ उँ उँ

ऊ ū      ऊ ऊँ

ऋ ॠ ऌ ॡ ऋ ॠ ऋ ॠ ऋ ॠ

ए e ए ऐ

ऐ ai ए ऐ ऐ

ओ o आ औ औ

औ au औ औ

क ka क क क

ख kha ख ख ख

ग ga ग ग

घ gha	ॐ घ घघ
ङ ṅa	ॐ ङ ङङ
च ca	ॐ च चच
छ cha	ॐ छ छछ
ज ja	ॐ ज जज
झ jha	ॐ झ झझझझ
ञ ña	ॐ ञ ञञ
ट ṭa	ॐ ट टट
ठ ṭha	ॐ ठ ठठ
ड ḍa	ॐ ड डड
ढ ḍha	ॐ ढ ढढ

ण ṇa ण ण ण

त ta त त त

थ tha थ थ थ

द da द द द

ध dha ध ध ध

न na न न न

प pa प प

फ pha प फ फ

ब ba व ब ब

भ bha	१ भ भ
म ma	॥ म म
य ya	५ य य
र ra	५ र र
ल la	६ ल ल
व va	८ व व
श śa	१ श श
ष ṣa	८ प ष ष
स sa	५ र स स

ह ha	ह ह ह ह
क्ष kṣa	क्ष क्ष क्ष क्ष
त्र tra	त्र त्र त्र त्र
ज्ञ gya	ज्ञ ज्ञ ज्ञ ज्ञ
श śra	श श श श

## 1: एक - स्टेशन पर ek - sṭeśan par One - At the Station

**In this lesson we will look at:**  
**How to use forms of greetings**  
**How to ask how people are**  
**How to ask who?**  
**Ways of asking questions and how to say yes and no**  
**The main sounds used in Hindi**

### **बातचीत-1a: आप कौन हैं? āp kaun haī Who are you?**

Context: Ben is arriving at the station and meeting his friend Mahesh, who has brought along his friend Mujib and his son Pappu.

बेन नमस्ते महेश जी, आप कैसे हैं?  
 महेश नमस्ते बेन जी, मैं ठीक हूँ।  
 बेन ये कौन हैं ?  
 महेश ये मुजीब अनसारी हैं ।  
 बेन अस्सलाम अलैकुम मुजीब साहब, क्या हाल है?  
 मुजीब वालैकुम अस्सलाम बेन, सब ठीक है।  
*Ben namaste mahesh ji, āp kaise haī*  
*Mahesh namaste ben ji, maī ṭhīk hū.*  
*Ben ye kaun haī?*  
*Mahesh ye mujīb ansārī haī*  
*Ben assalām alaikum mujīb sāhab, kyā hāl hai?*  
*Mujib vālaikum assalām ben, sab ṭhīk hai.*

Ben Greetings Mahesh, how are you?  
 Mahesh Greetings Ben, I am fine.  
 Ben Who is this?  
 Mahesh This is Mujib Ansari.  
 Ben Greetings Mujib, how are things?  
 Mujib Greetings Ben, everything is fine.

### **☑ Topic 1a.1: नमस्ते namaste: greetings**

Most forms of greeting in North India relate to religious identities. There are many forms of greetings and here we will look at some of the most common.

नमस्ते *namaste*, and नमस्कार *namaskār*

These are two very popular forms of Hindu greeting. These are both Sanskrit words and derive from a root which means ‘to bow’ and basically mean **I honour you**.

Some people regard नमस्कार *namaskār* as more formal than नमस्ते *namaste*. There are no separate Hindi words for **hello** and **goodbye**, you can say नमस्ते *namaste* both when you meet someone and when you leave them. It also does not matter what time of day it is, you still greet people by saying नमस्ते *namaste* whether it is day or night. In most cases as a Hindi learner adopting नमस्ते *namaste* as a form of greeting will be found to work quite well, as many Indians have come to expect foreigners to know this greeting.

अस्सलाम अलैकुम *assalām alaikum* **peace be upon you**

This is the form of greeting preferred by many Muslims in India today to which the reply is वालैकुम अस्सलाम *vālaikum assalām* **and on you be peace**. On parting Muslims often say खुदा हाफिज़ *khudā hāfīz* **God be with you** (or according to some: **May God protect you**). सलाम *salām* **peace** was also a common traditional Muslim greeting in India.

सत सिरी अकाल *sat sirī akāl* **Truth is the immortal Lord**

This is the greeting preferred amongst the Sikh community. Like नमस्ते *namaste* it is used at all times of the night and day for both meeting and parting.

हेलो *helo* **hello** and हाई *hāī* **hi**

These are greetings preferred by many younger Indians. Incidentally, the film title सलाम-नमस्ते *salām-namaste* does not represent a widely used greeting, but was an idea of how an inclusive multi-faith greeting might sound.

### ☑ **Topic 1a.2: आप कैसे हैं *āp kaise haī*: How are you?**

You can ask ‘how are you?’ by saying:

आप कैसे हैं *āp kaise haī*? (when addressing a man)

आप कैसी हैं ? *āp kaisī haī*? (when addressing a woman)

The word कैसा *kaisā* **how** agrees with the gender of the person you are speaking to, so to a man you say कैसे *kaise* and to a woman you say कैसी *kaisī*. In Hindi such changes of words to reflect the gender of people are a common part of the language. To ask a man आप कैसी हैं ? *āp kaisī haī*? sounds quite wrong. You would only use कैसा *kaisā* when speaking to a man who you would address as तू *tū*, which is very uncommon, see 1a.3. A common response is:

मैं ठीक हूँ। *maĩ thīk hū̃*. **I am fine.**

You can also ask after people's well being by saying:

क्या हाल है ? *kyā hāl hai?* **How are things?** (Lit. 'what condition is?').

This question is less focused on health and is more of a general inquiry about how things are going with the person. This question does not change to show the gender of the person you are speaking to. A common response to it is:

सब ठीक है। *sab thīk hai*. **All is well.**

It is considered polite to add जी *jī* after Hindu names and साहब *sāhab* **lord** after Muslim men's names. Adding जी *jī* is like adding 'sir' or 'madam' in English, except that जी *jī* can be used with both men and women. In Urdu the word साहिबा *sāhibā* **lady** can be added after women's names, but it is not common in Hindi.

Generally speaking people add साहब *sāhab* or जी *jī* after a person's family when they are a person you would show respect to, but don't use these terms with people they don't show respect for. People who you are friends with are often addressed by the first name and sometimes adding साहब *sāhab* or जी *jī* after a first name gives a sense of affectionate respect.

### ☑ Topic 1a.3: मैं *maĩ* I, तुम *tum*: you, etc. (pronouns)

Personal pronouns are the words which mean things like 'I', 'you' etc. You should learn them with the appropriate verbs for 'am', 'is', 'are', etc.

<b>Singular</b>	मैं हूँ	<i>maĩ hū̃</i>	<b>I am</b>
	तू है	<i>tū hai</i>	<b>you are(intimate)</b>
	यह है	<i>yah hai</i>	<b>s/he, it, this is (near)</b>
	वह है	<i>vah hai</i>	<b>s/he, it, that is (far)</b>
<b>Plural</b>	हम हैं	<i>ham haĩ</i>	<b>we are</b>
	तुम हो	<i>tum ho</i>	<b>you are (familiar)</b>
	आप हैं	<i>āp haĩ</i>	<b>you are (formal)</b>
	ये हैं	<i>ye haĩ</i>	<b>they, these are (near)</b>
	वे हैं	<i>ve haĩ</i>	<b>they, those are (far)</b>

In English **you** can refer both to a single person you are speaking to or a group of people. In Hindi both तुम *tum* and आप *āp* can also refer to either a single person or a group of people. However तू *tū* always refers to a single person, as it is a singular form of pronoun (cf. old English 'thou').

Unlike English, there are three levels at which you can say **you** in Hindi.

तू *tū* **you**

This is an intimate way of saying **you**. Hindi speakers use तू *tū* when they are being intimate with someone, or when they are insulting someone. As a learner of Hindi you will probably not need to use the तू *tū* form.

तुम *tum* **you**

This is an informal way of saying **you**. You mostly use it speaking to people the same age or younger than yourself and of similar or lesser social status.

आप *āp* **you**

This is a formal way of saying **you**. You mostly use it speaking to people elder than yourself or of superior social status.

The choice of how you use the words for **you** will greatly influence people's reactions to you. In general as a learner it is best to address most people as आप *āp*, the formal form of **you**. Essentially due to your own age and status you will need to explore in Hindi what seems to be comfortable for you in different situations and then speak accordingly.

Hindi has no separate words for 'he', 'she' and 'it'. According to context यह *yah* can mean 'he', 'she', 'it' or 'this' and वह *vah* can mean 'he', 'she', 'it' or 'that', whilst ये *ye* can mean 'they' or 'these' and वे *ve* can mean 'they' or 'those'.

यह मेज़ है। *yah mez hai*. **This is a table.**

यह आदमी है। *yah ādmī hai*. **He is a man.**

वह मेज़ है। *vah mez hai*. **That is a table.**

वह औरत है। *vah aurat hai*. **She is a woman.**

You should use यह *yah* **this** and ये *ye* **these** when referring to persons or things near the speaker; and वह *vah* and वे *ve* when referring to things further away from the speaker.

In general when speaking about people who are not actually present you refer to them as वह *vah* or वे *ve*.

When saying **he/she** you need to distinguish between people you would speak to as तुम *tum*, who you would talk about in the singular as यह *yah* or वह *vah* and people you would address as आप *āp* who you would speak about using the polite plural as ये *ye* or वे *ve*.

### ☑ **Topic 1a.4: कौन kaun: Who?**

Question words in Hindi all start with a similar sound, a 'ka' sound, just as English question words tend to start with a similar sound, 'wh' in most cases. The word कौन *kaun* means **who**. For instance:

आप कौन हैं? *āp kaun hāi?* **Who are you?**

मैं रवि हूँ। *maī ravi hū.* **I am Ravi.**

### ☑ **Topic 1a.5: चाय है! cāy hai: There is tea (Simple sentences)**

A simple sentence in Hindi can consist of just two words.

चाय है। *cāy hai* **There is tea.**

Or if you are pointing out something it can consist of just three words:

यह मकान है। *yah makān hai* **This is a house.**

In English 'there' is used in a simple sentence when you make a general statement, and when you are talking about 'there' as a location, but in Hindi they are different words. So remember to say things like 'there is a man' all you need are two words.

आदमी है। *ādmī hai* **There is a man.**

### ☑ **Topic 1a.6: Asking questions**

There are a number of ways in Hindi of indicating that something is a question. When you are speaking you can, as in English, make what you say into a question by saying it with a rising intonation at the end of the question. When you are writing you can also put an English question mark at the end of the question to show it is a question. Its useful at this point to think in terms of there being two types of questions, yes/no questions, such as, 'Do you have tea?' and questions asking for more information, such as 'What kind of tea is this?'.

#### **Yes/No questions**

In Hindi you can also indicate that something is a yes/no question by using the word क्या *kyā* before a statement you make. It indicates that the kind of answer which is wanted is a 'yes that is ...', or 'no that is not a...'

क्या यह मकान है ? *kyā yah makān hai?* **Is this a house?**

यह मकान है। *yah makān hai.* **This is a house.**

You can also indicate that something is a question by just raising the tone, like you do in English, however in Hindi the word order stays the same. The response has the same word order but the tone does not change.

The English translation depends on the context, for instance if you were in a tea shop you might regard this question and answer as having this meaning:

चाय है ? *cāy hai?* **Is there tea?**

चाय है। *cāy hai*. **There is tea.**

On the other hand in a shop asking for something you might think of a similar question and answer having a translation like this:

हम्माम साबुन है? *hamām sābun hai?* **Do you have hammām soap?**

हम्माम साबुन है। *hamām sābun hai*. **I have hammām soap.**

Literally, of course, the questions and answers just mean 'X is'.

### Questions asking for more information

You can also use क्या *kyā* to mean **what** by using it in a sentence, most often immediately before the verb, rather than as the first word in a sentence. This then shows that what is being asked for is more information in reply.

वह क्या है ? *vah kyā hai?* **What is that?**

वह चाय है । *vah cāy hai*. **That is tea.**

### ☑ Topic 1a.7: हाँ *hā*: yes, नहीं *nahī*: no and नहीं *nahī*: not

हाँ *hā* means **yes** and नहीं *nahī* means both **no** and **not**. In Hindi you show degrees of politeness in how you say 'yes' and 'no'. The uses normally correspond to how you would address a person.

Level of address	'yes'	'no'
आप <i>āp</i>	जी हाँ <i>jī hā</i>	जी नहीं <i>jī nahī</i>
तुम <i>tum</i>	जी <i>jī</i>	नहीं <i>nahī</i>
तू <i>tū</i>	हाँ <i>hā</i>	नहीं <i>nahī</i>

Adding जी *jī* can be seen to be like adding 'sir' or 'madam' in English, except that जी *jī* can be used with both men and women.

जी हाँ *jī hā*

**yes sir/madam**

जी नहीं *jī nahī*.

**no sir/madam**

You also hear people saying हाँ जी *hā jī* **yes** and नहीं जी *nahī jī* **no**. Many Hindi speakers regard these as rather colloquial, Panjabi influenced, ways of saying **yes** and **no**.

क्या यह मेज़ है ? *kyā yah mez hai?*

**Is this a table?**

क्या वह मेज़ है ? *kyā vah mez hai?*

**Is that a table?**

जी हाँ, यह मेज़ है। *jī hā, yah mez hai*

**Yes, this is a table.**

जी नहीं, वह कुर्सी है। *jī nahī, vah kursī hai.*

**No, that is a chair.**

The word नहीं *nahī* also means **not**. For instance:

वह कुर्सी नहीं है। *vah kursī nahī hai.*

**That is not a chair.**

Hindi speakers also use emphatic usages to reinforce the sense of 'not', so you will hear things like:

जी नहीं, वह कुर्सी नहीं है। *jī nahī, vah kursī nahī hai.*

**No, that is not a chair.**

**बातचीत-1b: यह क्या है? yah kyā hai? What is this?**

Context: Ben is sitting down in the refreshment room with Mahesh and he is asking him about some of the things he has in his bag.

महेश            वह क्या है?  
 बेन             यह तस्वीर है।  
 महेश            क्या वह अंग्रेज़ी किताब है?  
 बेन             जी हाँ, यह अंग्रेज़ी किताब है।  
 महेश            क्या वह स्विस् घड़ी है?  
 बेन             जी नहीं, यह जापानी घड़ी है।  
 महेश            कैमरा है?  
 बेन             हाँ, कैमरा है।  
 महेश            क्या वह भी कैमरा है?  
 बेन             नहीं, यह फ़ोन है।

*maheś            vah kyā hai?*  
*ben                yah tasvīr hai.*  
*maheś            kyā vah aṅgrezī kitāb hai?*  
*ben                jī hā, yah aṅgrezī kitāb hai.*  
*maheś            kyā vah svīs gharī hai?*  
*ben                jī nahī, yah jāpānī gharī hai.*  
*maheś            kaimrā hai?*  
*ben                hā, kaimrā hai.*  
*maheś            kyā vah bhī kaimrā hai?*  
*ben                nahī, yah fon hai.*

Mahesh        What is that?  
 Ben             This is a picture.  
 Mahesh        Is that an English book?  
 Ben             Yes, this is an English Book.  
 Mahesh        Is that a swiss watch?  
 Ben             No, this is a Japanese watch.  
 Mahesh        Do you have a camera?  
 Ben             Yes, I have a camera.  
 Mahesh        Is that also a camera?  
 Ben             No, this is a phone.

☑ **Topic 1b.1: The Hindi sound system: vowels**

Note you need to be careful to distinguish short and long vowels in Hindi.

- अ *a* is similar to the *a* in *about*, as in अखबार *akhbār* **newspaper**.  
Do not say it like the sound ‘a’ when you say ‘ABC’ etc.
- आ *ā* is similar to the *a* in *father*, as in आदमी *ādmī* **man**.  
You must open your mouth up wide to say it properly.
- इ *i* is similar to the *I* in *sit*, as in इमारत *imārat* **building**.
- ई *ī* is similar to the *ee* in *need*, as in ईख *īkh* **sugarcane**.
- उ *u* is similar to the *oo* in *book*, as in उत्तर *uttar* **north**.
- ऊ *ū* is similar to the *oo* in *soon*, as in ऊन *ūn* **wool**.
- ऋ *r̥* is similar to *ri* in *rip*, as in ऋषि *r̥ṣi* **a sage**. In Sanskrit ऋ *r̥* is a vowel sound, like *r* in *purdy*, but Hindi speakers pronounce it as *ri*.
- ए *e* is similar to the initial part of the sound *a* in *mane*, as in एक *ek* **one**. NB the ‘e’ in the transliteration represents the sound ‘eh’ and never ‘ee’.
- ऐ *ai* is similar to the *a* in *hay*, as in ऐनक *ainak* **spectacles**.  
Some Hindi speakers pronounce it like the diphthong *ei* in *height*.
- ओ *o* is a similar to the *o* in *both*, as in ओखला *okhlā* **mortar**.
- औ *au* is similar to the *a* in *saw* as in औरत *aurat* **woman**.  
Some Hindi speakers pronounce it like the diphthong *ou* in *ouch*.
- अः *aḥ* is a symbol that represents a sort of slight ‘h’ sound or an elongation of the previous vowel. It is very rare and only occurs in a small number of Sanskrit words used in Hindi.
- अं *aṁ* (or *aṁ*) is a kind of nasalization. In Hindi script a dot above the head stroke line always represents some form of nasalization. This character is a conventional way to include a dot above the head stroke in the Hindi alphabet.

☑ **Topic 1b.2: क्ka group consonants (guttural consonants)**

The consonants in Hindi are arranged into groups according to where they are produced in the mouth. It’s worth noting that even if you cannot clearly distinguish the sounds when you hear them you should be able to feel whether you yourself are producing them in the appropriate place.

- क *ka* is similar to the *k* in *speaker*, as in कान *kān* **ear**.  
There is less breath expressed when saying क *ka* than is normal with *k* in

English which is normally semi-aspirated.

ख

ख *kha* is the aspirated form of क *ka*, as in खाना *khānā* **food**. To check if you are aspirating this consonant place your hand in front of your mouth when you pronounce it. As with all aspirated consonants, you should be able to feel a breath of air when you say it.

ग

ग *ga* is similar to the g in go, as in गाय *gāy* **cow**. It is a voiced sound which means you should be able to feel your vocal chords vibrate as you say it, which distinguishes it from क *ka*.

घ

घ *gha* is the aspirated form of ग *ga*, as in घर *ghar* **home**. Like ख *kha* you breathe out while saying it. This character has its top closed by its head stroke, which distinguishes it from ध *dha* which comes later in the Devanāgarī script.

ङ

ङ *ṅa* is similar to the ng in king, as in अंगूर *aṅgūr* **grape**. It does not occur at the beginning or end of words and occurs only as an ‘n’ sound immediately before the consonants (see section 2b.5): क *ka*, ख *kha*, ग *ga* and घ *gha*.

### ☑ Topic 1b.3: च *ca* group consonants (palatal consonants)

च

च *ca* is similar to the ch in church, as in चम्मच *cammac* **spoon**. The tip of the tongue touches the soft palate of the mouth as you are saying it.

छ

छ *cha* is the aspirated form of च *ca*, as in छत *chat* **roof**. It is pronounced like च *ca* but strongly aspirated.

ज

ज *ja* is similar to the j in the jail, as in जगह *jagah* **place**. It is a voiced sound which means you should be able to feel your vocal chords vibrate as you say it, which distinguishes it from च *ca*. It is not a soft sound like French *ja* and should not be pronounced in that way.

झ

झ *jha* is the aspirated version of ज *ja*, as in झोला *jholā* **shoulder bag**. It is slightly similar to the -dgeh- in hedgehog.

ञ

ञ *ṅa* is similar to the n in inch, as in पंजाब *pañjāb* **Panjab**. It is pronounced with the back of the tongue touching the roof of the mouth. It does not occur at the beginning or end of words and occurs only as an ‘n’ sound immediately before the consonants (see section 2b.5): च *ca* छ *cha* ज *ja* and झ *jha*.

### ☑ Topic 1b.4: ट *ṭa* group consonants (cerebral consonants)

ट

ट *ṭa* is a form of t sound, as in टोपी *ṭopī* **hat**. When saying ट *ṭa* the tip of the tongue should touch the top of the mouth and then be flicked back. Hindi speakers hear English ‘t’ sounds like this and the Indian pronunciation of words like ‘ticket’, ‘tomato’ and ‘cutlet’ reflects this.

ठ

ठ *ṭha* is the aspirated version of ट *ṭa*, as in ठीक *ṭhīk* **fine, okay**. It is slightly similar to the t in train, but is pronounced with the tip of the tongue touching

the ridge of the mouth and is strongly aspirated.

ड

ड *ḍa* is a little like the d in hard, as in डिब्बा *ḍibbā* **box, container**. The tongue should touch the ridge of the mouth while saying it and then be quickly flapped down.

ढ

ढ *ḍha* is the aspirated version of ड *ḍa*, as in ढाबा *ḍhābā* **a small restaurant**. It should be pronounced like ड *ḍa* but strongly aspirated.

ण

ण *ṇa* is a n said with the tongue towards the top of the mouth, as in ब्राह्मण *brāhmaṇ* **Brahman**. As a consonant in its own right ण *ṇa* does not occur at the beginning of words. It also occurs as an ‘n’ sound immediately before the consonants (see section 2b.5): ट *ṭa* ठ *ṭha* ड *ḍa* ढ *ḍha*.

### ☑ Topic 1b.5: त ta group consonants (dental consonants)

त

त *ta* is similar to the t in time, as in तीन *tīn* **three**. When saying त *ta* the tip of the tongue should touch the tip of the upper teeth. You can stick your tongue out beyond your teeth to help you distinguish the sound from ट *ṭa* when you are practicing.

थ

थ *tha* is the aspirated partner of त *ta*, as in थाली *thālī* **a kind of plate**. It is pronounced like त *ta* but strongly aspirated.

द

द *da* is similar to the d in does, as in दरवाज़ा *darvāzā* **door**. When saying द *da* touch the tip of the upper teeth with the tip of the tongue.

ध

ध *dha* is the aspirated form of द *da*, as in धन्यवाद *dhanyavād* **thank you**. It is pronounced like द *da* but with a strong out breath. Note that this character has its top open and the head stroke is not drawn across it. This distinguishes it from घ *gha* which came earlier in the normal order of the script.

न

न *na* is similar to the n in not, as in नाक *nāk* **nose**. When saying न *na* your tongue should touch the base of the upper teeth. Note: when writing this character it is important to put a little loop in the ‘nose’ of the न *na* to distinguish it from त *ta*.

### ☑ Topic 1b.6: प pa group consonants (labial consonants)

प

प *pa* is similar to the p in spit, as in पानी *pānī* **water**. प *pa* is different from initial p sounds in English because English initial p is more voiced than प *pa* which is never voiced.

फ

फ *pha* is an aspirated form of प *pa*, as in फल *phal* **fruit**. It is a little like the p in power but with more emphasis on the expulsion of breath with the consonant. However, many Hindi speakers say *fa* when they are pronouncing this character.

ब

ब *ba* is similar to the b in bet, as in बाल *bāl* hair.

भ

भ *bha* is the aspirated form of ब *ba*, as in भारत *bhārat* India. It is spoken like ब *ba* but with a strong out breath as you say it. The top of this character is open which distinguishes it from the following character.

म

म *ma* is similar to m in mind, as in मकान *makān* house.

Note: it is important when writing to put a loop in the front lower corner of म *ma* to distinguish it from य *ya*.

☑ Topic 1b.7: य *ya*, श *śa* and ह *ha* (semivowels, sibilants, aspirate)

य

य *ya* is similar to the y in young, as in यात्री *yātrī* traveller.

र

र *ra* is similar to r in ridge, as in राजा *rājā* king. It is pronounced with more of a 'trill' or 'tap' than English r, but not very much.

ल

ल *la* is similar to the l in long, as in लाल *lāl* red.

व

व *va* is somewhere between the sounds v and w, as in वाराणसी *vārāṇasī* Varanasi. There is considerable regional variation in its sound. In the East it sound often more like a 'w' and in the West it normally sounds like a 'v'.

श

श *śa* is similar to the sh in shoe, as in शब्द *śabd* word.

ष

ष *ṣa* is similar to sh in flush, as in कृष्ण *kṛṣṇa* Krishna. This should be pronounced like श *śa* but in the palate of the mouth, however, most Hindi speakers actually pronounce ष *ṣa* as श *śa*.

स

स *sa* is similar to the s in song, as in सेब *seb* apple. There is considerable regional variation in the pronunciation of 'sa' and 'sha' sounds. There is a tendency to replace 'sha' with 'sa' in many cases.

ह

ह *ha* is similar to the h in perhaps or behind, as in हथ *hāth* hand.

**पाठ एक शब्दावली Lesson 1: Vocabulary (106 words)**

अंगूर <i>aṅgūr</i> nm. grape	जगह <i>jagah</i> nf. place, location
अंग्रेज़ी <i>aṅgrezī</i> adj. & nf. adj. english; nf. English language	जी <i>jī</i> part. sir/madam; nm. heart, spirit; a term often added to Hindu and Western names as a term of respect.
अख़बार <i>akḥbār</i> nm. newspaper	झोला <i>jholā</i> nm. shoulder bag
अस्सलाम अलैकुम <i>assalām alaikum</i> phr. peace be upon you (Muslim greeting)	टोपी <i>ṭopī</i> nf. hat
आदमी <i>ādmī</i> nm. man	ठीक <i>thīk</i> adv. fine, okay, alright; ठीक होना to get better, to improve
आप <i>āp</i> pr. you (formal)	डिब्बा <i>ḍibbā</i> nm. box, container
इमारत <i>imārat</i> nf. building	ढाबा <i>ḍhābā</i> nm. ḍhābā, a small restaurant
ईख <i>īkh</i> nm. sugarcane	तस्वीर <i>tasvīr</i> nf. picture, painting
ईसाई <i>īsāī</i> adj. & nm. & nf. Christian	तीन <i>tīn</i> num. three
उत्तर <i>uttar</i> nm. answer; nm. & adj. north	तुम <i>tum</i> pr. you (familiar)
ऊन <i>ūn</i> nf. wool	तू <i>tū</i> pr. you (intimate)
ऋषि <i>ṛṣi</i> nm. a sage	थाली <i>thālī</i> nf. thālī, a kind of plate
एक <i>ek</i> num. one	दरवाज़ा <i>darvāzā</i> nm. door
ऐनक <i>ainak</i> nm. spectacles	दूध <i>dūdh</i> nm. milk
ओखला <i>okhlā</i> nm. mortar, as in mortar and pestle	धन्यवाद <i>dhanyavād</i> nm. thank you
औरत <i>aurat</i> nf. woman	नमस्कार <i>namaskār</i> nm. greetings, I honour you (Hindu greeting)
कान <i>kān</i> nm. ear	नमस्ते <i>namaste</i> nm. greetings, I honour you (Hindu greeting)
किताब <i>kitāb</i> nf. book	नहीं <i>nahī</i> adv. no, not
कुरसी <i>kursī</i> nf. chair	नाक <i>nāk</i> nf. nose
कृष्ण <i>kṛṣṇa</i> nm. Krishna, a man's name	पंजाब <i>pañjāb</i> nm. Panjab
कैमरा <i>kaimrā</i> nm. camera	पंजाबी <i>pañjābī</i> adj. & nm. & nf. Panjabi
कैसा <i>kaisā</i> adj. what sort of; adv. how	पर <i>par</i> ppn. on
कौन <i>kaun</i> inter. who	पानी <i>pānī</i> nm. water
क्या <i>kyā</i> inter. what, question marker	फल <i>phal</i> nm. fruit
खाना <i>khānā</i> nm. & vt. food; vt. to eat	फ़ोन <i>fon</i> nm. phone (i.e. mobile, cell, hand phone etc.)
खिड़की <i>khīṛkī</i> nf. window	बातचीत <i>bātcīt</i> nf. conversation
खुदा हाफ़िज़ <i>khudā hāfiz</i> phr. God be with you (Muslim goodbye)	बाल <i>bāl</i> nm. hair (used in plural); also nm. child
गाय <i>gāy</i> nf. cow	बेन <i>ben</i> nm. Ben, a man's name
घड़ी <i>gharī</i> nf. watch, clock; small water pot	बौद्ध <i>bauddha</i> adj. & nm. & nf. Buddhist
घर <i>ghar</i> nm. home; घर पर at home	
चम्मच <i>cammac</i> nm. spoon	
चाय <i>cāy</i> nf. tea	
छत <i>chat</i> nf. roof	

ब्राह्मण <i>brāhmaṇ</i> nm. Brahman	शब्द <i>śabd</i> nm. word
भारत <i>bhārat</i> nm. India	शादी <i>śādī</i> nf. marriage; शादी होना vi. to get married, शादी करना vt. to marry
भारतीय <i>bhārtīya</i> nm. Indian [person, or thing etc.]	सत सिरी अकाल <i>sat sirī akāl</i> phr. Truth is the immortal Lord (Sikh Greeting)
मकान <i>makān</i> nm. house	सब <i>sab</i> adv. all
मामा <i>māmā</i> nm. maternal uncle, 'mother's brother'	सलाम <i>salām</i> nm. peace, (Muslim greeting)
मुसलमान <i>musalmān</i> adj. & nm. & nf. Muslim	सवाल <i>savāl</i> nm. question
मेज़ <i>mez</i> nf. table	साबुन <i>sābun</i> nm. soap
मैं <i>māi</i> pr. I	साहब <i>sāhab</i> nm. Sahib, 'Mr' a term often added to the end of Muslim names as a sign of respect
यह <i>yah</i> pr. this, he, she, it	स्टेशन <i>ṣṭeśān</i> nm. station
या <i>yā</i> conj. or	स्विस <i>swis</i> adj. swiss
यात्री <i>yātrī</i> nm. traveller	हम <i>ham</i> pr. we
ये <i>ye</i> pr. these, they (near)	हम्माम <i>hammām</i> nm. turkish bath; a brand name for a type of soap
रवि <i>ravi</i> nm. Ravi, a man's name (Skt: sun)	हाँ <i>hāi</i> adv. yes
राजा <i>rājā</i> nm. king	हाँ <i>hāi</i> nm. Hi
लंबा adj. see लम्बा	हाथ <i>hāth</i> nm. hand
लस्सी <i>lassī</i> nf. lassi, a kind of yogurt drink	हिन्दू <i>hindū</i> adj. & nm. & nf. Hindu
लाल <i>lāl</i> adj. red	हूँ <i>hūi</i> vs. am
वह <i>vah</i> pr. that, he, she, it	हेलो <i>helo</i> nm. hello
वाक्य <i>vākya</i> nm. sentence, phrase	हैं <i>hai</i> vs. are
वाराणसी <i>vārāṇasī</i> nm. Varanasi, Banaras, Benares	है <i>hai</i> vs. is (with तू are)
वालैकुम अस्सलाम <i>vālaikum assalām</i> phr. and on you peace (response to Islamic greeting)	हो <i>ho</i> vs. are (with तुम)
वे <i>ve</i> pr. then, those (far), he, she (polite)	होना <i>honā</i> vs. to be, to exist

**1 अभ्यास एक abhyās ek: आप कौन हैं? āp kaun haī? Who are you?**

Context: You are asking a group of people who they are and they are replying by telling you their names. Address people who are older, or of higher status, with आप *āp* you and younger or lower status people with तुम *tum* you.

Instructions: write out the questions and answers.

Example person: पीटर *pīṭar* Peter

नमुना- <i>namunā</i>	आप कौन हैं? <i>āp kaun haī?</i>	मैं पीटर हूँ। <i>maī pīṭar hū.</i>
Example	Who are you?	I am Peter.

लोग *log* The people



बलजीत सिंह  
*baljūt simh*



रमेश सिप्पी  
*rameś sippī*



परमजीत कौर  
*paramjīt kaur*



डा. त्रिपाठी  
*dr. tripāthī*



पप्पू खान  
*pappū khān*



प्रीति जिंटा  
*prīti zintā*



यश चोपड़ा  
*yaś copṛā*



बबलू शर्मा  
*babalū śarmā*



लता मंगेशकर  
*latā maṅgeśkar*



मुन्नी शर्मा  
*munnī śarmā*

सवाल और जवाब *savāl aur javāb* Questions and answers:

- |    |               |           |                            |           |                           |                    |
|----|---------------|-----------|----------------------------|-----------|---------------------------|--------------------|
| 1  | ....कौन ....? | मैं ..... | .....<br><i>kaun</i> ..... | माँ ..... | .....<br><i>maī</i> ..... | हूँ।<br><i>hū.</i> |
| 2  | ....कौन ....? | मैं ..... | .....<br><i>kaun</i> ..... | माँ ..... | .....<br><i>maī</i> ..... | हूँ।<br><i>hū.</i> |
| 3  | ....कौन ....? | मैं ..... | .....<br><i>kaun</i> ..... | माँ ..... | .....<br><i>maī</i> ..... | हूँ।<br><i>hū.</i> |
| 4  | ....कौन ....? | मैं ..... | .....<br><i>kaun</i> ..... | माँ ..... | .....<br><i>maī</i> ..... | हूँ।<br><i>hū.</i> |
| 5  | ....कौन ....? | मैं ..... | .....<br><i>kaun</i> ..... | माँ ..... | .....<br><i>maī</i> ..... | हूँ।<br><i>hū.</i> |
| 6  | ....कौन ....? | मैं ..... | .....<br><i>kaun</i> ..... | माँ ..... | .....<br><i>maī</i> ..... | हूँ।<br><i>hū.</i> |
| 7  | ....कौन ....? | मैं ..... | .....<br><i>kaun</i> ..... | माँ ..... | .....<br><i>maī</i> ..... | हूँ।<br><i>hū.</i> |
| 8  | ....कौन ....? | मैं ..... | .....<br><i>kaun</i> ..... | माँ ..... | .....<br><i>maī</i> ..... | हूँ।<br><i>hū.</i> |
| 9  | ....कौन ....? | मैं ..... | .....<br><i>kaun</i> ..... | माँ ..... | .....<br><i>maī</i> ..... | हूँ।<br><i>hū.</i> |
| 10 | ....कौन ....? | मैं ..... | .....<br><i>kaun</i> ..... | माँ ..... | .....<br><i>maī</i> ..... | हूँ।<br><i>hū.</i> |

## 2 अभ्यास दो *abhyās do*: नमस्ते ,आप कैसे हैं? *namaste, āp kaise hāi?* Greetings, how are you?

Context: When meeting a group of visitors to your home you greet them based on their religion, which you can, hopefully, work out from their names and chose between तुम *tum* and आप *āp* forms based on their age and status.

Instructions: write out the questions and answers.

नमूना *namunā* Example

शाहरुख खान (30)                      जवाब:                      अस्सलाम अलैकुम शाहरुख जी आप कैसे हैं?  
*śāhrukh khān (30)*                      *javāb*                      *assalām alaikum śāhrukh jī, āp kaise hāi?*  
 Shahrukh Khan (30)                      Answer                      Greetings, Sharukh *jī*, how are you?

लोग *log* The people



रणजीत सिंह  
*ranjīt simh*



अशोक मलहोत्रा  
*aśoka malhotrā*



प्रवीन कौर  
*pravīn kaur*



हामिद अनसारी  
*hāmid ansārī*



अमीर खान  
*amīr khān*



हेमा मालिनी  
*hemā mālinī*



देव आनंद  
*dev ānand*



अवतार सिंह  
*avatār simh*



बलजीत कौर  
*baljūt kaur*



प्रीती शर्मा  
*prītī śarmā*

सवाल *savāl* Questions:

- 1                      .....
- 2                      .....
- 3                      .....
- 4                      .....
- 5                      .....
- 6                      .....
- 7                      .....
- 8                      .....
- 9                      .....
- 10                      .....

### 3 अभ्यास तीन *abhyās tīn*: वे क्या हैं? *ve kyā hai?* What are they?

Context: You are asking a friend about the occupations of various people in photographs and they are telling you about what they are. Remember to use the informal singular form if the person is young or of lower status, वह क्या है? *vah kyā hai?* What is he/she? and to use the polite plural if they are older or of higher status.

Instructions: write out the questions and answers.

Example person: पीटर *pīṭar* Peter टीचर *ṭīcar*

नमूना-

वे क्या हैं?

वे अंग्रेज़ हैं।

*namunā*

*ve kyā hai?*

*ve ṭīcar hai.*

लोग *log* The people



डाक्टर  
*dāktar*



वकील  
*vakīl*



नर्स  
*nars*



इंजिनयर  
*injinyar*



व्यापारी  
*vyāpārī*



एक्टर  
*ekṭar*



विद्यार्थी  
*vidyārthī*



अध्यापक  
*adhyāpak*



अध्यापिका  
*adhyāpikā*



पंडित  
*paṇḍit*

जवाब और सवाल *javāb aur savāl* Questions and answers:

- 1 .....
- 2 .....
- 3 .....
- 4 .....
- 5 .....
- 6 .....
- 7 .....
- 8 .....
- 9 .....
- 10 .....

**4 अभ्यास चार abhyās cār: आप क्या हैं? āp kyā hai? What are you?**

Context: You are meeting a group of people and trying to find out a bit more about them. To begin with one of each group says 'I am a [something]' and then together people say 'We are [somethings]'. Use English plurals for now.

Instructions: write out the questions and answers on this model.

Example: पीटर और क्रिस्टीन *pītar aur kristīn* Peter & Christine डाक्टर *daḱtar*

नमुना

*namunā*

लोग *log* The people

मैं डाक्टर हूँ।

*māi daḱtar hū̃.*

हम डाक्टर हैं।

*ham daḱtar haĩ.*



डाक्टर  
*dāḱtar*



वकील  
*vakīl*



नर्स  
*nars*



इंजिनयर  
*injinyar*



व्यापारी  
*vyāpārī*



एक्टर  
*ekṭar*



विद्यार्थी  
*vidyārthī*



अध्यापक  
*adhyāpak*



अध्यापिका  
*adhyāpikā*



पंडित  
*paṇḍit*

जवाब *javāb* Answers:

- 1 .....
- 2 .....
- 3 .....
- 4 .....
- 5 .....
- 6 .....
- 7 .....
- 8 .....
- 9 .....
- 10 .....

## 5 अभ्यास पाँच *abhyās pāc*: यह क्या है? *yah kyā hai* What is this?

Context: Imagine you are meeting a friend and asking them about some of the things you can see in some pictures in a magazine.

Instructions: write out the questions and answers.

नमूना <i>namunā</i>	सवाल <i>savāl</i>	यह क्या है? <i>yah kyā hai?</i>	जवाब <i>javāb</i>	यह मेज़ है। <i>yah mez hai.</i>
Example	question	What is this?	Answer	This is a table.
तस्वीरें <i>tasvīrē</i> The pictures				



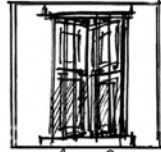
कुरसी

कुरसी  
*kursī*



आदमी

आदमी  
*ādmī*



खिड़की

खिड़की  
*khīrkī*



साबुन

साबुन  
*sābun*



तस्वीर

तस्वीर  
*tasvīr*



दरवाज़ा

दरवाज़ा  
*darvāzā*



किताब

किताब  
*kitāb*



मकान

मकान  
*makān*



औरत

औरत  
*aurat*



अख़बार

अख़बार  
*akhbār*

सवाल *savāl* The questions

- |    |             |                     |          |     |                  |             |
|----|-------------|---------------------|----------|-----|------------------|-------------|
| 1  | यह क्या है? | <i>yah kyā hai?</i> | यह ..... | है. | <i>yah .....</i> | <i>hai.</i> |
| 2  | यह क्या है? | <i>yah kyā hai?</i> | यह ..... | है. | <i>yah .....</i> | <i>hai.</i> |
| 3  | यह क्या है? | <i>yah kyā hai?</i> | यह ..... | है. | <i>yah .....</i> | <i>hai.</i> |
| 4  | यह क्या है? | <i>yah kyā hai?</i> | यह ..... | है. | <i>yah .....</i> | <i>hai.</i> |
| 5  | यह क्या है? | <i>yah kyā hai?</i> | यह ..... | है. | <i>yah .....</i> | <i>hai.</i> |
| 6  | यह क्या है? | <i>yah kyā hai?</i> | यह ..... | है. | <i>yah .....</i> | <i>hai.</i> |
| 7  | यह क्या है? | <i>yah kyā hai?</i> | यह ..... | है. | <i>yah .....</i> | <i>hai.</i> |
| 8  | यह क्या है? | <i>yah kyā hai?</i> | यह ..... | है. | <i>yah .....</i> | <i>hai.</i> |
| 9  | यह क्या है? | <i>yah kyā hai?</i> | यह ..... | है. | <i>yah .....</i> | <i>hai.</i> |
| 10 | यह क्या है? | <i>yah kyā hai?</i> | यह ..... | है. | <i>yah .....</i> | <i>hai.</i> |

**6 अभ्यास छै abhyās chai: क्या यह जापानी घड़ी है? kyā yah jāpānī gharī hai? Is this a Japanese watch?**

Context: You are looking at some drawings and guessing what are.

Instructions: write out the questions and answers. Example:

नमूना क्या यह स्विस् घड़ी है जी नहीं, यह जापानी घड़ी है।  
namunā kyā yah svīs gharī hai? jī nahī, yah jāpānī gharī hai.

तस्वीरें tasvīrē The pictures



कैमरा

kaimrā



अंग्रेज़ी किताब

kitāb



आदमी

ādmī



कुरसी

kursī



तस्वीर

tasvīr



औरत

aurat



मेज़

mez



अंग्रेज़ी किताब

aṅrezī kitāb



अख़बार

akhbār



बिस्कुट

biskut

- 1 क्या यह फ़ोन है?  
kyā yah fon hai?
- 2 क्या यह हिन्दी किताब है?  
kyā yah hindī kitāb hai?
- 3 क्या यह आदमी है?  
kyā yah ādmī hai?
- 4 क्या यह मेज़ है?  
kyā yah mez hai?
- 5 क्या यह तस्वीर है?  
kyā yah tasvīr hai?
- 6 क्या यह औरत है?  
kyā yah aurat hai?
- 7 क्या यह कुरसी है?  
kyā yah kursī hai?
- 8 क्या यह अंग्रेज़ी किताब है?  
kyā yah aṅrezī kitāb hai?
- 9 क्या यह अख़बार है?  
kyā yah akhbār hai?
- 10 क्या यह साबुन है?  
kyā yah sābun hai?

**7 अभ्यास सात abhyās sāt: क्या वह ऊन है? kyā vah ūn hai? Is that wool?**

Context: You are showing some photographs of things from your home to a friend and they are asking you what the things are in the photos.

Instructions: write out the questions and answers.

Example object: चम्मच *cammac* nm. spoon

नमुना

*namunā*

Example



यह क्या है

*yah kyā hai?*

What is this?

यह चम्मच है।

*yah cammac hai.*

This is a spoon.

तस्वीरें *tasvīrē* The pictures



इमारत

इमारत

*imārat*



टोपी

टोपी

*ṭopī*



हाथ

हाथ

*hāth*



नाक

नाक

*nāk*



ऐनक

ऐनक

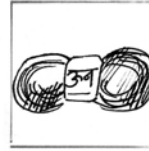
*ainak*



ईख

ईख

*īkh*



ऊन

ऊन

*ūn*



घर

घर

*ghar*



मकान

मकान

*makān*



गाय

गाय

*gāy*

सवाल *savāl* questions

- |    |             |                     |          |     |                  |             |
|----|-------------|---------------------|----------|-----|------------------|-------------|
| 1  | यह क्या है? | <i>yah kyā hai?</i> | यह ..... | है. | <i>yah .....</i> | <i>hai.</i> |
| 2  | यह क्या है? | <i>yah kyā hai?</i> | यह ..... | है. | <i>yah .....</i> | <i>hai.</i> |
| 3  | यह क्या है? | <i>yah kyā hai?</i> | यह ..... | है. | <i>yah .....</i> | <i>hai.</i> |
| 4  | यह क्या है? | <i>yah kyā hai?</i> | यह ..... | है. | <i>yah .....</i> | <i>hai.</i> |
| 5  | यह क्या है? | <i>yah kyā hai?</i> | यह ..... | है. | <i>yah .....</i> | <i>hai.</i> |
| 6  | यह क्या है? | <i>yah kyā hai?</i> | यह ..... | है. | <i>yah .....</i> | <i>hai.</i> |
| 7  | यह क्या है? | <i>yah kyā hai?</i> | यह ..... | है. | <i>yah .....</i> | <i>hai.</i> |
| 8  | यह क्या है? | <i>yah kyā hai?</i> | यह ..... | है. | <i>yah .....</i> | <i>hai.</i> |
| 9  | यह क्या है? | <i>yah kyā hai?</i> | यह ..... | है. | <i>yah .....</i> | <i>hai.</i> |
| 10 | यह क्या है? | <i>yah kyā hai?</i> | यह ..... | है. | <i>yah .....</i> | <i>hai.</i> |

8 अभ्यास आठ *abhyās āṭh*: यह लस्सी है ,जी नहीं ,वह दूध है। *yah lassī hai, jī nahī vah dūdh hai*. This is lassi. No, that is milk.

Context: Somebody you meet looks at some pictures you show them and identifies them wrongly .Correct them and tell them what is in the picture.

Instructions: write out the questions and answers.

Example

नमुना

*namunā*

Example



वह गाय है?

*vah gāy hai?*

Is that a cow?

जी नहीं ,यह बैल है।

*jī nahī yah bail hai.*

No, this is an oxen.

तस्वीरें *tasvīrē* The pictures



दूध

दूध

*dūdh*



अंगूर

अंगूर

*aṅgūr*



झोला

झोला

*jholā*



डिब्बा

डिब्बा

*ḍibbā*



ढाबा

ढाबा

*ḍhābā*



पानी

पानी

*pānī*



फ़ोन

फ़ोन

*fon*



फल

फल

*phal*



कान

कान

*kān*



खाना

खाना

*khānā*

सवाल *savāl* The questions

- 1 क्या वह खाना है? *kyā vah khānā hai?*
- 2 क्या वह कान है? *kyā vah kān hai?*
- 3 क्या वह फ़ोन है? *kyā vah fon hai?*
- 4 क्या वह पानी है? *kyā vah pānī hai?*
- 5 क्या वह डिब्बा है? *kyā vah ḍibbā hai?*
- 6 क्या वह दूध है? *kyā vah dūdh hai?*
- 7 क्या वह झोला है? *kyā vah jholā hai?*
- 8 क्या वे अंगूर हैं? *kyā ve aṅgūr hai?*
- 9 क्या वह ढाबा है? *kyā vah ḍhābā hai?*
- 10 क्या ये फल हैं? *kyā ye phal hai?*

### 9 अभ्यास नौ *abhyās nau*: लुप्त अक्षर *lupt akṣar* lost characters

Context: the first character in these words (which are all in the vocab for this lesson) has been left out in the printing.

Instructions: Work out what the missing letter is and put it in. Then work out what the word means and add that in. Then record the completed words and meanings. Note the pictures may help you remember the words.

नमुना *namunā* Example



म्मच

... *mmac*

चम्मच

*cammac*

nm. spoon



शब्द *śabd* Words

- |    |        |              |
|----|--------|--------------|
| 1  | मारत   | <i>mārat</i> |
| 2  | खबार   | <i>khbār</i> |
| 3  | रवाज़ा | <i>rvāzā</i> |
| 4  | ल      | <i>l</i>     |
| 5  | कान    | <i>kān</i>   |
| 6  | त      | <i>t</i>     |
| 7  | स्वीर  | <i>svīr</i>  |
| 8  | ड़ी    | <i>ṛī</i>    |
| 9  | गह     | <i>gah</i>   |
| 10 | मस्ते  | <i>maste</i> |

**10 अभ्यास दस *abhyās das*: लुप्त शब्द *lupt śabd* lost words**

Context: some words have been left out in Devanagari in these sentences, all of which are similar to sentences in this lesson.

Instructions: Work out what the missing words are and write them in. Then work out what the sentences mean. Then record the completed sentences and their meanings.

नमुना	क्या यह स्विस ----है	क्या यह स्विस घड़ी है
<i>namunā</i>	<i>kyā yah svīs ---- hai?</i>	<i>kyā yah svīs gharī hai?</i>
Example	Is this a Swiss ----?	Is this a Swiss watch?

वाक्य *vākya* Sentences

- 1 अस्सलाम अमीना ,आप कैसी हैं ?  
*assalām amīnā āp kaisī haī?*
- 2 मैं ठीक ।  
*māī thīk*
- 3 क्या है ?  
*kyā hai?*
- 4 सब है।  
*sab hai.*
- 5 बेन, क्या है?  
*ben, kyā hai?*
- 6 यह है।  
*yah hai.*
- 7 क्या वह है ?  
*kyā vah hai?*
- 8 ,यह स्टेशन है।  
*, yah ṣṭeśan hai.*
- 9 .... मेज़ है।  
*mez hai.*
- 10 हाफ़िज़  
*hāfīz*

## 2: दो-चाय की दुकान में do – cāy kī dukān mē Two - In a Chai shop

**In this lesson we will look at:**

**How to talk about things and how to describe them**

**Talking about who possession**

**Talking about wanting**

**More on the Hindi sound system**

**How to write vowels and represent nasalisation in Hindi script**

### बातचीत Dialog 2a: मुझको चाय चाहिए mujhko cāy cāhie I want tea

Ben and Jill have stopped in Rāmū's tea shop चाय की दुकान cāy kī dukān and are trying to get something to eat and drink from Rāmū.

बेन मुझको चाय चाहिए, चाय है?

रामू जी, चाय है। आपको और क्या चाहिए?

बेन क्या समोसे हैं?

रामू जी, समोसे हैं। आपको समोसे चाहिए?

बेन हाँ, मुझको दो समोसे चाहिए।

रामू और आपकी दोस्त को क्या चाहिए?

बेन वह मेरी दोस्त नहीं है, वह मेरी क्लासमैट है।

जिल मुझको भी चाय चाहिए, क्या मिठाई है?

रामू हाँ, मिठाई है, जलेबी है, ताज़ा है, अच्छी है।

जिल ठीक है, हमको दो कप चाय और सौ ग्राम जलेबी चाहिए, बस।

ben mujhko cāy cāhie, cāy hai?

rāmū jī, cāy hai. āpko aur kyā cāhie?

ben kyā samose hai?

rāmū jī, samose hai. āpko samose cāhie?

ben hā, mujhko do samose cāhie.

rāmū aur āpkī dost ko kyā cāhie?

ben vah merī dost nahī hai, vah merī klāsmait hai.

jil mujhko bhī cāy cāhie, kyā miṭhāī hai?

rāmū hā, miṭhāī hai, jalebī hai, tāzā hai, acchī hai.

jil ṭhīk hai, hamko do kap cāy aur sau grām jalebī cāhie, bas.

**Ben I want tea. Do you have tea?**

**Ramu Yes, there is tea. What more do you want?**

**Ben Do you have samosas?**

Ramu Yes, there are samosas. Do you want samosas?

Ben Yes, I want two samosas.

Ramu And, what does your friend want?

Ben She is not my friend. She is my classmate.

Jill I also want tea. Do you have sweets?

Ramu Yes, there are sweets, there is jalebī, it is fresh, it is good.

Jill Okay, we want two cups of tea and 100 grams of jalebī, that is all.

Note: Traditionally the word दोस्त *dost* meant a man **friend** of a man, and a सहेली was a woman friend of a woman. The concept of friendship between the sexes was not common. In Hindi you can now use दोस्त *dost* to mean a woman friend of a man, but it is sometimes understood to be short for '[girl]friend'. So if you are travelling in India studying Hindi with a friend of the opposite gender it is often better to make it clear that you are classmates.

### ☑ Topic 2a.1: लड़का *larkā*: boy लड़के *larke* boys (nouns)

All nouns can be regarded as belonging to one of the following four types.

#### 🔔 Masculine 'boy' type nouns

These end in -आ *-ā* when singular and -ए *-e* when plural.

Singular			Plural		
लड़का	<i>larkā</i>	boy	लड़के	<i>larke</i>	<b>boys</b>
रास्ता	<i>rāstā</i>	road	रास्ते	<i>rāste</i>	<b>roads</b>

There are also a few masculine nouns, derived from Sanskrit, that end in -आ *-ā* but are the same in singular and plural forms; such as पिता *pitā* **father**.

#### 🔔 Masculine 'man' type nouns

These mostly end in a consonant or -ई *-ī* in the singular and are the same in the singular and plural.

Singular			Plural		
आदमी	<i>ādmī</i>	man	आदमी	<i>ādmī</i>	<b>men</b>
मकान	<i>makān</i>	house	मकान	<i>makān</i>	<b>houses</b>

#### 🔔 Feminine 'girl' type nouns

Singular endings in -ई *-ī*, -इ *-i*, -इया *-iyā*, and plural endings in -इयाँ *-iyāñ*.

Singular	Plural
----------	--------

लड़की	<i>laṛkī</i>	girl	लड़कियाँ	<i>laṛkiyā̃</i>	girls
कुर्सी	<i>kursī</i>	chair	कुर्सियाँ	<i>kursiyā̃</i>	chairs
गुड़िया	<i>guṛiyā</i>	doll	गुड़ियाँ	<i>guṛiyā̃</i>	dolls

To write the plural change the final *ी -ī* of the singular to *ि i* and add *याँ yā̃*.

### 🔔 Feminine 'woman' type nouns

These have a variety of singular endings but the plurals all end in *-एँ -ē̃*.

Singular		Plural			
औरत	<i>aurat</i>	woman	औरतें	<i>auratē̃</i>	women
मेज़	<i>mez</i>	table	मेज़ें	<i>mezē̃</i>	tables
माता	<i>mātā</i>	mother	माताएँ	<i>mātāē̃</i>	mothers

### 🔍 Topic 2a.2: बड़ा *barā*: big छोटा *choṭā*: small (adjectives)

Adjectives are words that qualify nouns or other adjectives. In Hindi there are two types of adjectives, ones that change to reflect the gender and number of the thing described, and ones that don't. The ones that change all end in *-आ -ā* and the ones that don't mostly end in a consonant, and a few end in *-आ -ā*.

### 🔔 Black adjectives

काला *kālā* **black** is a typical adjective that changes its ending to agree with what it is describing. For agreement with masculine singular and plural nouns the ending changes from *-आ -ā* to *-ए -e*, for instance:

यह काला कुरता है।  
*yah kālā kurtā hai.*

**This is a black kurta.**

ये काले कुरते हैं।  
*ye kāle kurte hā̃.*

**These are black kurtas.**

For agreement with feminine singular and plural nouns the ending is *-ई -ī*,

वह काली कमीज है।  
*vah kālī qamīz hai.*

**That is a black shirt.**

वे काली कमीजें हैं।  
*ve kālī qamīzē̃ hā̃.*

**Those are black shirts.**

### 🔔 Red adjectives

लाल *lāl* **red** is a typical invariable adjective and it stays the same whatever you are talking about. For instance:

यह लाल किताब है।  
*yah lāl kitāb hai,*

**This is a red book.**

वह खराब गीत है।  
*vah kharāb gīt hai.*

**That is a bad song.**

ये साफ़ कमीज़ें हैं।  
*ye sāf qamīzē hāĩ.*

**These are clean shirts.**

Some invariable adjectives do end in -आ -ā, but even so they don't change form at all. An example of this is बढ़िया *barhiyā* **excellent**:

यह कपड़ा बढ़िया है।  
*yah kapṛā barhiyā hai.*

**This cloth is excellent.**

ये कमीज़ें बढ़िया हैं।  
*ve qamīzē barhiyā hāĩ.*

**These shirts are excellent.**

### ☑ Topic 2a.3: मेरा *merā*: my आपका *āpkā* your (possessive pronouns)

The Hindi words which mean **my**, **your**, **its**, etc., are as follows.

Singular			Plural		
मेरा	<i>merā</i>	my	हमारा	<i>hamārā</i>	our
तेरा	<i>terā</i>	your (intimate)	तुम्हारा	<i>tumhārā</i>	your (informal)
			आपका	<i>āpkā</i>	your (formal)
इसका	<i>iskā</i>	her, his, its (near)	इनका	<i>inkā</i>	their (near)
उसका	<i>uskā</i>	her, his, its (far)	उनका	<i>unkā</i>	their (far)

In Hindi the ends of many words, notably nouns and pronouns change to agree with whether something masculine or feminine, singular or plural, is being spoken about. The main pattern to remember is.

-आ -ā	Masculine singular
-ए -e,	Masculine plural
-ई -ī	Feminine singular and plural

The endings of the possessive pronouns change according to the gender and number of that which is possessed, i.e. they behave in the same way as adjectives like काला *kālā*.

मेरा नाम *merā nām*

**My name** (masculine singular)

मेरे बच्चे *mere bacce*

**My children** (masculine plural)

मेरी बहन *merī bahan*

**My sister** (feminine singular)

मेरी बहनें *merī bahanē*

**My sisters** (feminine plural)

### ☑ Topic 2a.4: मुझको चाहिए mujhko cāhie: I want (Dative subject)

In English we say things like 'I want tea.' One very common way of saying this in Hindi is turned around relative to the English and is 'to-me tea is wanted'.

For instance:

रवि को चाय चाहिए। *ravi ko cāy cahie*. **Ravi wants tea.**

रानी को समोसे चाहिए। *rānī ko samose cahie*. **Rani wants samosas.**

When you use people's names all you have to do is put को *ko* after them to show that they are the person who wants something.

You must put the word को *ko* **to** after the English subject in sentences which use this construction. So if you want to say something like **Ram wants a banana** you must remember to say:

राम को केला चाहिए। *rām ko kelā cāhie*. **Ram wants a banana.**

### ☑ Topic 2a.5: मुझको mujhko: to me (Indirect Pronouns)

Many pronouns have a special form when they are governed by a postposition, for instance मैं *maī* 'I' has an oblique form मुझ *mujh* 'me' which appears before postpositions such as को *ko* 'to'.

Direct and indirect forms of pronouns

direct			oblique+को <i>ko</i>		
मैं	<i>maī</i>	I	मुझको	<i>mujhko</i>	to me
तू	<i>tū</i>	you (intimate)	तुझको	<i>tujhko</i>	to you
यह	<i>yah</i>	s/he, it (near)	इसको	<i>isko</i>	to her/him/it (near)
वह	<i>vah</i>	s/he, it (far)	उसको	<i>usko</i>	to her/him/it (far)
हम	<i>ham</i>	we	हमको	<i>hamko</i>	to us
तुम	<i>tum</i>	you (familiar)	तुमको	<i>tumko</i>	to you
आप	<i>āp</i>	you (formal)	आपको	<i>āpko</i>	to you
ये	<i>ye</i>	s/he (polite, near) or they	इनको	<i>inko</i>	to her/him (polite) or to them (near)
वे	<i>ve</i>	s/he (polite, far) or they	उनको	<i>unko</i>	to her/him (polite) or to them (far)

You will find you often want to say things like **I want tea** which in this construction becomes 'to me-tea-is wanted'. So to use this construction you will now also need to learn how to say 'to me', 'to you', etc. You have already learned how to say **I, you, he**, etc. A short way to refer to these words is by the grammar term 'direct pronouns'.

Now you need to learn how to say **to me, to you** etc. In grammar these terms are called indirect pronouns. Sometimes these are also called oblique forms, both terms mean the same.

The most common forms of these pronouns are easily remembered. In particular remember मुझको *mujhko* **to me** and आपको *āpko* **to you**.

मुझको चाय चाहिए। *mujhko cāy cāhie*. **I want tea.**

क्या आपको चीनी चाहिए ? *kyā āpko cīnī cāhie?* **Do you want sugar?**

### ☑ Topic 2a.6: मुझे *mujhe*: to me (Alternative Indirect Pronouns)

It is confusing to have too many uses of को *ko* in one sentence or clause. To avoid this you can use alternative forms of the indirect pronouns plus को *ko*.

either		alternative		both mean
मुझको	<i>mujhko</i>	मुझे	<i>mujhe</i>	to me
तुझको	<i>tujhko</i>	तुझे	<i>tujhe</i>	to you (intimate)
इसको	<i>isko</i>	इसे	<i>ise</i>	to her, him, it, this (near)
उसको	<i>usko</i>	उसे	<i>use</i>	to her, him, it, that (far)
किसको	<i>kisko</i>	किसे	<i>kise</i>	to whom (singular)
हमको	<i>hamko</i>	हमें	<i>hamē</i>	to us
तुमको	<i>tumko</i>	तुम्हें	<i>tumhē</i>	to you (familiar)
आपको	<i>āpko</i>	(no alternative)		to you (formal)
इनको	<i>inko</i>	इन्हें	<i>inhē</i>	to them, these (near)
उनको	<i>unko</i>	उन्हें	<i>unhē</i>	to them, those (far)
किनको	<i>kinko</i>	किन्हें	<i>kinhē</i>	to whom (plural)

For instance:

मुझे चाय चाहिए। *mujhe cāy cāhie*. **I want tea.**

किसको मिठाई चाहिए ? *kisko miṭhāī cāhie?* **Who wants a sweet?**

Many Hindi speakers use the alternative forms whenever they want to use an oblique pronoun with को *ko*. By observing how people use the alternative forms you will learn when it is appropriate to use them. There is no difference in meaning between the main and the alternative forms. So both मुझको चाय चाहिए। *mujhko cāy cāhie* and मुझे चाय चाहिए। *mujhe cāy cāhie* mean **I want tea**.

### ☑ Topic 2a.7: मुझे भी चाहिए *mujhe bhī cāhie*: I also want (भी *bhī*)

The word भी *bhī* means **also**. It is very important to put it in the right place in a Hindi sentence, which is just after the word it refers to. Consider these two sentences.

मुझको भी चाय चाहिए। *mujhko bhī cāy cāhie*. **I also want tea.**

मुझको चाय भी चाहिए। *mujhko cāy bhī cāhie*. **I want tea also.**

The first sentence implies that I, in addition to somebody else, want tea. The second that I want tea, in addition to something else.

**बातचीत-2b: कोक ठंडा है? kok ṭhaṇḍā hai? Is the coke cold?**

Mujib joins Ben and Jill at Mausi's tea stall. He wants to get a cold drink.

- मूजिब मौसी, कोक ठंडा है?  
 मौसी नहीं बेटा, कोक ठंडा नहीं, पेप्सी ठंडा है।  
 मूजिब मुझे पेप्सी नहीं चाहिए, क्या लस्सी है?  
 मौसी हाँ, लस्सी है, आपको सादी लस्सी चाहिए, या मीठी, या नमकीन?  
 मूजिब मुझे सादी लस्सी चाहिए, लेकिन मुझे बर्फ़ नहीं चाहिए।  
 mūjib mausī, kok ṭhaṇḍā hai?  
 mausī nahī beṭa, kok ṭhaṇḍā nahī pepsī ṭhaṇḍā hai.  
 mūjib mujhe pepsī nahī cāhie, kyā lassī hai?  
 mausī hā lassī hai, āpko sādī lassī cāhie, yā mīṭhī, yā namkīn?  
 mūjib mujhe sādī lassī cāhie, lekin mujhe baraf nahī cāhie.  
**Mujib 'Sister', is the Coke cold?**  
**Mausi No 'son', the Coke is not cold, the Pepsi is cold.**  
**Mujib I don't want Pepsi, is there lassī?**  
**Mausi Yes, there is lassī, do you want plain lassī, or sweet, or salty?**  
**Mujib I want plain lassī, but I don't want ice.**

Note: the word मौसी *mausī* means  **aunt**, in the sense of **mother's sister** and is a term of address. It is a term by which older women, who are not actually your mother's sister, may be addressed which shows some affectionate respect for them. It's similar to the way that Indians often refer politely to women they are not related to in English as 'aunty'.

### ☑ Topic 2b.1 आम संयुक्त अक्षर *Common Conjunct Characters*

- क्ष *kṣa* a combination of *k + ṣa*, as in क्षत्रिय *kṣatriya* **the warrior caste**. It is actually spoken as *k+śa* by most Hindi speakers.
- त्र *tra* a combination of *t + ra*, as in त्रुटि *truṭi* **mistake**.
- ज्ञ *gya*, as in ज्ञान *gyān* **wisdom, knowledge**. In Sanskrit it is pronounced *jñā* but in Hindi it is always pronounced as *gya*.
- श्र *śra* is a combination of *ś+ra*, as in श्री *śrī* which means ‘auspicious’ and is a name of the goddess Lakṣmī, and used like ‘Mr’.

### ☑ Topic 2b.2: फ़ारसी-अरबी आवाज़ *Perso-Arabic sounds*

It is a good idea to learn to try and pronounce Perso-Arabic sounds in Hindi. That is to say sounds which originate in either Persian or Arabic. One reason to do this is because if you are speaking to Urdu speakers they will find what you are trying to say easier to understand, and will often compliment you on your Urdu! The other reason is that despite some Hindi speakers ignoring the correct pronunciation of these sounds they are, strictly speaking, an aspect of speaking Hindi correctly.

- क़ *qa* (क *ka* with a dot under it) is a similar sound produced further back in the throat than क, as in कमीज़ *qamīz*, **shirt**. Many Hindi speakers do not differentiate between the two sounds क *ka* and क़ *qa*. It represents a sound mostly found in loan words from Persian and Arabic.
- ख़ *kha* (ख with a dot under it) is a bit like the sound *ch* in the Scottish word *loch*, as in the word ख़बर *khabar*, **news**. It is found only in loan words from Persian and Arabic and is often not distinguished from ख by many Hindi speakers.
- ग़ *ga* (ग with a dot under it) is pronounced further back in the throat, as in ग़म *gam* **sorrow**. It only occurs in Persian and Arabic loan words and many Hindi speakers do not differentiate between ग *ga* and ग़ *ga*.
- ज़ *za* (ज with a dot under it) is similar to the *z* in *zebra*, This sound occurs only in English, Arabic and Persian loan words in Hindi. Many Hindi speakers do not distinguish between the pronunciation of ज and ज़.
- फ़ *fa* is similar to the *f* in *fly*. Strictly speaking फ़ *fa* only occurs in Persian, Arabic and English loan-words. However, many Hindi speakers pronounce both फ *pha* and फ़ *fa* the same and say *fa* for both characters.

### ☑ Topic 2b.3: 'Flapped and tapped' forms of 'r' sounds

Two sounds which are difficult for learners of Hindi are forms of 'r' sounds.

ॠ *ṛa* (ṛ with a dot underneath it) is type of *r* sound. To say ॠ *ṛa* the tongue should touch the roof of the mouth before quickly flapping down during the production of the sound. Some Eastern Hindi speakers pronounce it like र *ra*, some Western Hindi speakers pronounce it pretty much like ढ *ḍa*.

ॡ *ṛha* (ṛḥ with a dot underneath it) is the *aspirated* version of ॠ *ṛa*, It should be pronounced like ॠ *ṛa* but strongly aspirated. It is not easy for English speakers to hear the difference between these last two sounds so it needs quite a lot of practice.

### ☑ Topic 2b.4: राम *rām Rām or Rāma?* (inherent - अ -a)

The अ -a sound inherent in all consonants is not pronounced with the consonant in some contexts. The most important of these is that normally when a consonant with an inherent अ -a is at the end of a word the अ -a is not pronounced. For instance: काम *kam* nm. **work**. In Sanskrit the final 'a' sound is said so you may hear Rāma and Kāma being said, but it's Sanskrit not Hindi.

Also sometimes two consonants are said without any 'a' sound between them but this is not represented in the written form of the words. This is unfortunate as it means for learners you have, in the end, to simply follow Hindi speakers' pronunciation to work out how to say a word.

### ☑ Topic 2a.5: The vowel sounds and their forms as mātrās

A vowel immediately following a consonant is written with a special symbol called a *mātrā*. These examples are shown with क *ka*.

अ	<i>a</i> after a consonant is not indicated by any symbol. If there is no vowel sign after a consonant it is normally pronounced with an <i>a</i> .	क <i>ka</i>
आ	<i>ā</i> after a consonant is: ा	का <i>kā</i>
इ	<i>i</i> after a consonant is: ि Note it is pronounced <i>after</i> the consonant but it is written <i>before</i> the consonant.	कि <i>ki</i>
ई	<i>ī</i> after a consonant is: ी	की <i>kī</i>

उ	<i>u</i> after a consonant is: ु	कु <i>ku</i>
ऊ	<i>ū</i> after a consonant is: ू	कू <i>kū</i>

**Note:** when उ *u* and ऊ *ū* are combined with र *ra* they take special forms:

उ *u* combined with र *ra* is: रु *ru* ऊ *ū* combined with र *ra* is: रू *rū*

ऋ	<i>ṛ</i> after a consonant is: ृ	कृ <i>kr</i>
ए	<i>e</i> after a consonant is: े	के <i>ke</i>
ऐ	<i>ai</i> after a consonant is: ै	कै <i>kai</i>
ओ	<i>o</i> after a consonant is: ो	को <i>ko</i>
औ	<i>au</i> after a consonant is: ौ	कौ <i>kau</i>
अं	<i>m</i> or after a consonant or vowel is: ँ	कं <i>ka</i> <i>m</i>
अः	<i>ḥ</i> after a consonant or vowel is: ः	कः <i>kaḥ</i>

### Topic 2b.6: लिपि lipi Script:

#### बिंदी bindī, चंद्रबिंदु candra bindu & चंद्र candra

A dot above the headstroke in a Devanāgarī character represents nasalization or a form of ‘n’ or ‘m’ sound. There are two symbols used to represent two types of sounds *anunāsik* (अनुनासिक) and *anusvār* (अनुस्वार).

#### Nasalization: अनुनासिक *anunāsik*

अनुनासिक *anunāsik* is the nasalization of vowels, which is saying a vowel sound while pushing the air up into your nose. It can be represented by either the symbol ँ which is called चंद्रबिंदु *candrabindu*, or the symbol ः which is called बिंदु *bindu*. If a vowel *mātrā* written above the line crowds the space then the *candrabindu* is reduced to a *bindu*. For instance: हाँ = *hā̃*, नहीं = *nahī̃*, हूँ = *hū̃*, हैं = *haĩ*. Traditionally if there was no other *mātrā* above the line people used to use *candrabindu*, however, the use of *bindu* alone is growing.

**Nasal consonants अनुस्वार *anusvār***

Nasal consonants, called अनुस्वार *anusvār* in Hindi, can be represented by a dot above the head stroke of characters, the dots are short hand for full forms.

*Ka* group consonants: A dot above the character before क ख ग घ represents ङ for instance: अंक represents अङ्क. Note it is written in Sanskrit this way.

*Ca* group consonants: a dot above the character before च छ ज झ represents ञ for instance: अंचल represents अञ्चल. It is written in Sanskrit this way.

*Ta* group consonants: a dot above the character before ट ठ ड ढ represents ण for instance: ठंड represents ठण्ड. Note that either spelling is correct in Hindi.

*Da* group consonants: a dot above the character before त थ द ध represents न for instance हिंदी represents हिन्दी. Both spellings are correct in Hindi.

*Pa* group consonants: A dot above the character before प फ ब भ represents म for instance लंबा represents लम्बा. Both spellings are correct in Hindi.

Note that basically the dot is a kind of short hand and shows you should be making some kind of 'n', 'm' sound or nasalising a vowel. Fortunately, your mouth almost automatically makes the right kind sound for you.

**चंद्र *candra***

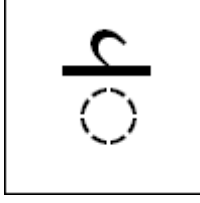
This symbol was invented to represent the English vowel sound *ă* found in words like *dollar* and names like John (जॉन *jăn*) and it is only used in formal Hindi.

ॉ	<i>ă</i> is: <i>ă</i> as in words like डॉलर <i>ḍălar</i> <b>dollar</b>	कॉ <i>kă</i>
---	--	--------------

However, in practice, Hindi speakers normally take no notice of this symbol when they see it, and pronounce the sound as if was a long आ *ā* sound

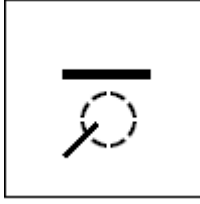
☑ **Topic 2b.7: लिपि lipi Script: ‘r’ conjuncts (रेफ़)**

The character र *ra* combines in a number of ways in conjunct consonants.



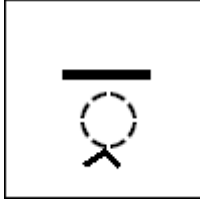
र *ra* as the first consonant in a conjunct consonant is written above the line after the consonant it is joined to (including any vowel *mātrā* that may be attached to the second consonant).

For instance: धर्म *dharm* nm. **dharma**, सर्दी *sardī* nf. **cold**.



र *ra* as the second consonant in a conjunct consonant is written as a diagonal stroke low down in the consonant.

For instance: चक्र *cakr* nm. **circle**, ग्राहक *grāhak* nm. **customer**.



र *ra* after ट *ṭa* ठ *ṭha* ड *ḍa* ढ *ḍha* द *da* छ *cha* is written as a kind of ‘hat’ mark under the consonant.

For instance: ट्रेन *ṭren* nf. **Train**, राष्ट्र *rāṣṭr* nm. **Nation**.



र *ra* after ह *ha* is written inside the ह *ha* consonant.

For instance: ह्रास *hrās* nm. **decay**.

Note this conjunct only occurs in rare Sanskrit words in Hindi.

**पाठ दो शब्दावली Lesson 2: Vocabulary (81 words)**

अस्सी *assī* num. eighty

आपका *āpkā* poss.pr. your (formal)

इन *in* pr. (obl.) to them (near), her/him (polite)

इनका *inkā* poss.pr. their (near)

इन्हें *inhē* pr. (obl.) to them, these (near)

इस *is* pr. (obl.) her/him/it (near)

इसका *iskā* poss.pr. her, his, its (near)

इसे *ise* pr. (obl.) to her, him, it, this (near)

उन *un* pr. (obl.) to them (far), her/him (polite)

उनका *unkā* poss.pr. their (far)

उन्हें *unhē* pr. (obl.) to them, those (far)

उस *us* pr. (obl.) her/him/it (far)

उसका *uskā* poss.pr. her, his, its (far)

उसे *use* pr. (obl.) to her, him, it, that (far)

कपड़ा *kaprā* nm. cloth (note in plural no clear distinction between cloths and clothes)

कमीज़ *qamīz* nf. shirt

काम *kam* nm. work; काम पर जाना to go to work

काला *kālā* adj. black

किन *kin* inter. pr. whom (plural)

किन्हें *kinhē* inter. pr. to whom (plural)

किस *kis* inter. pr. (obl.) who

किसे <i>kise</i> inter. pr. to whom (singular)	नमकीन <i>namkīn</i> adj. salty, savoury
कुरता <i>kurtā</i> nm. kurtā, a kind of shirt	नाम <i>nām</i> nm. name
केला <i>kelā</i> nm. banana	पचास <i>pacās</i> num. fifty
को <i>ko</i> ppn. to	पिता <i>pitā</i> nm. father
कोक <i>kok</i> nm. coke (nf. in some people's view)	पेप्सी <i>pepsī</i> nm. pepsi
क्षत्रिय <i>kṣatriya</i> nm. the warrior caste	पैसा <i>paisā</i> nm. paisa, also general sense of 'money'
ख़बर <i>khābar</i> nm. news	बच्चा <i>baccā</i> nm. child
ख़राब <i>khārāb</i> adj. bad	बढ़िया <i>barhiyā</i> adj. excellent
ग़म <i>gam</i> nm. sorrow	बहन <i>bahan</i> nf. sister
गीत <i>gīt</i> nm. song	बिस्कुट <i>biskuṭ</i> nm. biscuit
गुड़िया <i>guriyā</i> nf. doll	माता <i>mātā</i> nf. mother
ग्राहक <i>grāhak</i> nm. customer	मिठाई <i>miṭhāī</i> nf. sweet (Indian sweet)
चक्र <i>cakr</i> nm. circle	मुझ <i>mujh</i> pr. (oblique) me, as in मुझको mujhko, to me
चाहिए <i>cāhie</i> vi. desired, wanted	मुझे <i>mujhe</i> pr. (obl.) to me
चीनी <i>cīnī</i> nf. sugar; adj. chinese and nf. Chinese language	में <i>mē</i> ppn. in
जलेबी <i>jalebī</i> nf. jalabī, a kind of Indian sweet	मेरा <i>merā</i> poss.pr. my
जापानी <i>jāpānī</i> nf. Japanese; adj. japanese	राष्ट्र <i>rāṣṭr</i> nm. nation
ज्ञान <i>gyān</i> nm. wisdom, knowledge	रास्ता <i>rāstā</i> nm. road, way, path, route
ट्रेन <i>tren</i> nf. train	लड़का <i>laṛkā</i> nm. boy
ठण्डा <i>ṭhaṇḍā</i> adj. cold	लड़की <i>laṛkī</i> nf. girl
तीस <i>tīs</i> num. thirty	श्री <i>śrī</i> hon. part. Sir; also nf. the goddess Lakṣmī
तुझ <i>tujh</i> pr. (obl.) you	सत्तर <i>sattar</i> num. seventy
तुझे <i>tujhe</i> pr. (obl.) to you (intimate)	समोसा <i>samosā</i> nm. samosā, a kind of savoury food
तुम्हारा <i>tumhārā</i> poss.pr. your (informal)	सर्दी <i>sardī</i> nf. cold
तुम्हें <i>tumhē</i> pr. (obl.) to you (familiar)	साठ <i>sāṭh</i> num. sixty
तेरा <i>terā</i> poss.pr. your (intimate)	सादा <i>sādā</i> adj. plain (normally invariable)
त्रुटि <i>truṭi</i> nf. mistake	साफ़ <i>sāf</i> adj. clean, clear
दुकान <i>dukān</i> nf. shop	हमारा <i>hamārā</i> poss.pr. our
धर्म <i>dharm</i> nm. dharma, religion, teaching, doctrine, nature, duty, merit	हमें <i>hamē</i> pr. (obl.) to us
नब्बे <i>nabbe</i> num. ninety	ह्रास <i>hrās</i> nm. decay

**11 अभ्यास ग्यारह abhyās gyārah: क्या चाहिए? kyā cāhie? you want?**

Context: You are in a tea shop, choose an item from the pictures of the things and ask for it when the shopkeeper asks you what you want.

नमुना आपको क्या चाहिए? मुझको चाय चाहिए।  
namunā āpko kyā cāhie. mujhko cāy cāhie.

Example What do you want? I want tea.

चीज़ें cīzē The things



जलेबी चीनी समोसा केला मिठाई  
jalebī cīnī samosā kelā miṭhāī



कोक पेप्सी पानी लस्सी दूध  
kok pepsi pānī lassī dūdh

सवाल savāl The questions

- |    |                                     |   |
|----|-------------------------------------|---|
| 1  | आपको क्या चाहिए?<br>āpko kyā cāhie. | मुझको ..... चाहिए।<br>mujhko ..... cāhie. |
| 2  | आपको क्या चाहिए?<br>āpko kyā cāhie. | मुझको ..... चाहिए।<br>mujhko ..... cāhie. |
| 3  | आपको क्या चाहिए?<br>āpko kyā cāhie. | मुझको ..... चाहिए।<br>mujhko ..... cāhie. |
| 4  | आपको क्या चाहिए?<br>āpko kyā cāhie. | मुझको ..... चाहिए।<br>mujhko ..... cāhie. |
| 5  | आपको क्या चाहिए?<br>āpko kyā cāhie. | मुझको ..... चाहिए।<br>mujhko ..... cāhie. |
| 6  | आपको क्या चाहिए?<br>āpko kyā cāhie. | मुझको ..... चाहिए।<br>mujhko ..... cāhie. |
| 7  | आपको क्या चाहिए?<br>āpko kyā cāhie. | मुझको ..... चाहिए।<br>mujhko ..... cāhie. |
| 8  | आपको क्या चाहिए?<br>āpko kyā cāhie. | मुझको ..... चाहिए।<br>mujhko ..... cāhie. |
| 9  | आपको क्या चाहिए?<br>āpko kyā cāhie. | मुझको ..... चाहिए।<br>mujhko ..... cāhie. |
| 10 | आपको क्या चाहिए?<br>āpko kyā cāhie. | मुझको ..... चाहिए।<br>mujhko ..... cāhie. |

## 12 अभ्यास बारह *abhyās bārah*: एक समोसा? *ek samosā*? One samosā?

Context: You are in a general store. The shopkeeper asks you if you want one of something. You reply by saying that you want more than one of the things. Choose any number between two and ten, and change the noun from singular to plural. Note that the example answers are all given with two.

Instructions: write out the questions and answers. Example

नमुना	आपको एक समोसा चाहिए?	मुझको दो समोसे चाहिए।
<i>namunā</i>	<i>āpko ek samosā cāhie?</i>	<i>mujhko do samose cāhie.</i>

Example	Do you want one samosā?	I want two samosas.
---------	-------------------------	---------------------

[Note that the objects are all from the vocabularies in lessons one and two.]

सवाल *savāl* The questions

- |    |                              |                            |
|----|------------------------------|----------------------------|
| 1  | आपको एक केला चाहिए?          | मुझको ..... चाहिए।         |
|    | <i>āpko ek kelā cāhie.</i>   | <i>mujhko ..... cāhie.</i> |
| 2  | आपको एक कुरता चाहिए?         | मुझको ..... चाहिए।         |
|    | <i>āpko ek kurtā cāhie.</i>  | <i>mujhko ..... cāhie.</i> |
| 3  | आपको एक झोला चाहिए?          | मुझको ..... चाहिए।         |
|    | <i>āpko ek jholā cāhie.</i>  | <i>mujhko ..... cāhie.</i> |
| 4  | आपको एक डिब्बा चाहिए?        | मुझको ..... चाहिए।         |
|    | <i>āpko ek ḍibbā cāhie.</i>  | <i>mujhko ..... cāhie.</i> |
| 5  | आपको एक साबुन चाहिए?         | मुझको ..... चाहिए।         |
|    | <i>āpko ek sābun cāhie.</i>  | <i>mujhko ..... cāhie.</i> |
| 6  | आपको एक कुरसी चाहिए?         | मुझको ..... चाहिए।         |
|    | <i>āpko ek kursī cāhie.</i>  | <i>mujhko ..... cāhie.</i> |
| 7  | आपको एक किताब चाहिए?         | मुझको ..... चाहिए।         |
|    | <i>āpko ek kitāb cāhie.</i>  | <i>mujhko ..... cāhie.</i> |
| 8  | आपको एक तस्वीर चाहिए?        | मुझको ..... चाहिए।         |
|    | <i>āpko ek tasvīr cāhie.</i> | <i>mujhko ..... cāhie.</i> |
| 9  | आपको एक थाली चाहिए?          | मुझको ..... चाहिए।         |
|    | <i>āpko ek thālī cāhie.</i>  | <i>mujhko ..... cāhie.</i> |
| 10 | आपको एक गुड़िया चाहिए?       | मुझको ..... चाहिए।         |
|    | <i>āpko ek guṛiyā cāhie.</i> | <i>mujhko ..... cāhie.</i> |

### 13 अभ्यास तेरह *abhyās terah*: बड़ा या छोटा? *baṛā yā choṭā?* Big or small?

Context: You are still in the general store. Now the shopkeeper offers you big, small, sweet, red, black, etc. version of the things. Change the noun given in the cue from singular to plural and change the adjective (if you need to) to agree with the noun.

Instructions: write out the questions and answers.

Example

नमुना	आपको [बड़ा कुरता] चाहिए?	मुझको बड़े कुरते चाहिए।
<i>namunā</i>	<i>āpko [baṛā kurtā] cāhie?</i>	<i>mujhko bare kurte cāhie.</i>
Example	Do you want a big kurta?	I want big kurtas.

[Note that the objects are all from the vocabularies in lessons one and two.]

सवाल *savāl* The questions

1	आपको [मीठा सेब] चाहिए?	मुझको ..... चाहिए।
	<i>āpko [mīṭhā seb] cāhie?</i>	<i>mujhko ..... cāhie.</i>
2	आपको [मीठा चाय] चाहिए?	मुझको ..... चाहिए।
	<i>āpko [mīṭhā cāy] cāhie?</i>	<i>mujhko ..... cāhie.</i>
3	आपको [मीठा केला] चाहिए?	मुझको ..... चाहिए।
	<i>āpko [mīṭhā kelā] cāhie?</i>	<i>mujhko ..... cāhie.</i>
4	आपको [बड़ा डिब्बा] चाहिए?	मुझको ..... चाहिए।
	<i>āpko [baṛā ḍibbā] cāhie?</i>	<i>mujhko ..... cāhie.</i>
5	आपको [बड़ा कमीज़] चाहिए?	मुझको ..... चाहिए।
	<i>āpko [baṛā qamīz] cāhie?</i>	<i>mujhko ..... cāhie.</i>
6	आपको [अच्छा कपड़ा] चाहिए?	मुझको ..... चाहिए।
	<i>āpko [acchā kapṛā] cāhie?</i>	<i>mujhko ..... cāhie.</i>
7	आपको [अच्छा साबुन] चाहिए?	मुझको ..... चाहिए।
	<i>āpko [acchā sābun] cāhie?</i>	<i>mujhko ..... cāhie.</i>
8	आपको [अच्छा किताब] चाहिए?	मुझको ..... चाहिए।
	<i>āpko [acchā kitāb] cāhie?</i>	<i>mujhko ..... cāhie.</i>
9	आपको [अच्छा थाली] चाहिए?	मुझको ..... चाहिए।
	<i>āpko [acchā thālī] cāhie?</i>	<i>mujhko ..... cāhie.</i>
10	आपको [साफ़ मकान] चाहिए?	मुझको ..... चाहिए।
	<i>āpko [sāf makān] cāhie?</i>	<i>mujhko ..... cāhie.</i>

## 14 अभ्यास चौदह *abhyās caudah*: यह मेरा फ़ोन है *yah merā fon hai* This is my phone

Context: You are still in the general store. Now the shopkeeper notices a phone etc. on the counter and asks you if it is yours. Tell him it is. Change the possessive pronouns to agree with the noun and person

Instructions: write out the questions and answers.

Example

नमुना	क्या वह आप[का] फ़ोन है?	जी हाँ ,यह मेरा फ़ोन है।
<i>namunā</i>	<i>kyā vah āp[kā] fon hai?</i>	<i>jī hā, yah merā fon hai.</i>
Example	Is that your phone?	Yes, that is my phone.

[Note that the objects are all from the vocabularies in lessons one and two.]

सवाल *savāl* The questions

1	क्या वह आप[का] अख़बार है?	जी हाँ ,यह ..... है।
	<i>kyā vah āp[kā] akhbār hai?</i>	<i>jī hā, yah ..... hai.</i>
2	क्या वह आप[का] झोला है?	जी हाँ ,यह ..... है।
	<i>kyā vah āp[kā] jholā hai?</i>	<i>jī hā, yah ..... hai.</i>
3	क्या वह आप[का] डिब्बा है?	जी हाँ ,यह ..... है।
	<i>kyā vah āp[kā] ḍibbā hai?</i>	<i>jī hā, yah ..... hai.</i>
4	क्या वह आप[का] किताब है?	जी हाँ ,यह ..... है।
	<i>kyā vah āp[kā] kitāb hai?</i>	<i>jī hā, yah ..... hai.</i>
5	क्या वह आप[का] क़मीज़ है?	जी हाँ ,यह ..... है।
	<i>kyā vah āp[kā] qamīz hai?</i>	<i>jī hā, yah ..... hai.</i>
6	क्या वह आप[का] सेब है?	जी हाँ ,यह ..... है।
	<i>kyā vah āp[kā] seb hai?</i>	<i>jī hā, yah ..... hai.</i>
7	क्या वह आप[का] टोपी है?	जी हाँ ,यह ..... है।
	<i>kyā vah āp[kā] topī hai?</i>	<i>jī hā, yah ..... hai.</i>
8	क्या वह आप[का] घड़ी है?	जी हाँ ,यह ..... है।
	<i>kyā vah āp[kā] gharī hai?</i>	<i>jī hā, yah ..... hai.</i>
9	क्या वह आप[का] कैमरा है?	जी हाँ ,यह ..... है।
	<i>kyā vah āp[kā] kaimrā hai?</i>	<i>jī hā, yah ..... hai.</i>
10	क्या वह आप[का] पैसा है?	जी हाँ ,यह ..... है।
	<i>kyā vah āp[kā] paisā hai?</i>	<i>jī hā, yah ..... hai.</i>

**15 अभ्यास पंद्रह abhyās pandrah: उसका नाम एड है uskā nām ed hai His name is Ed**

Context: You are in a teashop describing your family to somebody.

Instructions: Put in possessive pronouns and make them agree with the person(s) and things you refer to according the cue so that the possessive pronouns for his, her, their etc. are in agreement with ms. mp. & fs. fp.

उसका	उसके	उसकी	उनका	उनके	उनकी
<i>uskā</i>	<i>uske</i>	<i>uskī</i>	<i>unkā</i>	<i>unke</i>	<i>unkī</i>

**Example**

नमुना	[ ] [बच्चा] [छोटा] हैं।	उनके बच्चे छोटे हैं।
<i>namunā</i>	[ ] [ <i>baccā</i> ] [ <i>choṭā</i> ] <i>hai</i> .	<i>unke bacce choṭe hai</i> .
Example	Say about your elder brother's children:	His children are small.

**सवाल savāl The questions**

1	[ ] [बच्चा] [छोटा] हैं।	उसके बच्चे छोटे हैं।
	[ ] [ <i>baccā</i> ] [ <i>choṭā</i> ] <i>hai</i> .	<i>uske bacce choṭe hai</i> .
Context:	About your younger brother's children:	His children are small.
2	[ ] [घर] [बड़ा] हैं।	है।
	[ ] [ <i>ghar</i> ] [ <i>barā</i> ] <i>hai</i> .	<i>hai</i> .
Context:	About your elder brother & sister in law:	Their house is big.
3	[ ] [नाम] जिम है।	जिम है।
	[ ] [ <i>nām</i> ] <i>jim hai</i> .	<i>jim hai</i> .
Context:	Talking about your elder brother:	His name is Jim.
4	[ ] [नाम] किम है।	किम है।
	[ ] [ <i>nām</i> ] <i>kim hai</i> .	<i>kim hai</i> .
Context:	Talking about your sister in law:	Her name is Kim.
5	[ ] [नाम] जैक है।	जैक है।
	[ ] [ <i>nām</i> ] <i>jaik hai</i> .	<i>jaik hai</i> .
Context:	Talking about your nephew:	His name is Jack.
6	[ ] [नाम] नीना है।	नीना है।
	[ ] [ <i>nām</i> ] <i>nīnā hai</i> .	<i>nīnā hai</i> .
Context:	Talking about your niece:	Her name is Nina.
7	[ ] [ ] [ ] है।	है।
	[ ] [ ] [ ] <i>hai</i> ..	<i>hai</i> .
Context:	Talking about your niece:	Her nose is small.

**16 अभ्यास सोलह abhyās solah: उसको चाहिए usko cāhie He wants**

Context: You are in a teashop with your parents and your brother's family and each of them tells you what they want to drink. Tell the teashop man what they want, but instead of using names say 'he wants tea' etc. using oblique pronouns. Imagine Nina and Jack sitting each side of you, Kim, Tim, and Jim, on the other side of the table and your parents are at the heads of the table.

	Nina	'me'	Jack	
Dad				Mum
	Kim	Tim	Jim	

Instructions: write out the questions and answers. Example

नमुना      जैक को क्या चाहिए?      इसको कोक चाहिए.  
*namunā      jaik ko kyā cāhie?      isko kok cahie.*

लोगों को क्या चाहिए। *logō ko kyā kyā cāhie* What people want

पिताजी को चाय चाहिए।	<i>pitājī ko cāy cāhie.</i>	Father wants tea.
माताजी को पानी चाहिए।	<i>mātājī ko pānī cāhie.</i>	Mother wants water.
जिम को पेप्सी चाहिए।	<i>jim ko pepsī cāhie.</i>	Jim wants Pepsi.
किम को काफ़ी चाहिए।	<i>kim ko kāfī cāhie.</i>	Kim wants coffee.
टिम को लस्सी चाहिए।	<i>ṭim ko lassī cāhie</i>	Tim wants lassi.
जैक को कोक चाहिए।	<i>jaik ko kok cāhie.</i>	Jack wants Coke.
नीना को दूध चाहिए।	<i>nīnā ko dūdh cāhie.</i>	Nina wants milk.
आपको चाय चाहिए।	<i>āpko cāy cāhie.</i>	You want tea.

सवाल *savāl* The questions

- |   |                                  |   |
|---|----------------------------------|---|
| 1 | माताजी को क्या चाहिए?            | <i>mātājī ko kyā cāhie?</i>             |
| 2 | जिम को क्या चाहिए?               | <i>jim ko kyā cāhie?</i>                |
| 3 | किम को क्या चाहिए?               | <i>kim ko kyā cāhie?</i>                |
| 4 | टिम को क्या चाहिए?               | <i>ṭim ko kyā cāhie?</i>                |
| 5 | पिताजी को क्या चाहिए?            | <i>pitājī ko kyā cāhie?</i>             |
| 6 | आपको क्या चाहिए?                 | <i>āpko kyā cāhie?</i>                  |
| 7 | नीना को क्या चाहिए?              | <i>nīnā ko kyā cāhie?</i>               |
| 8 | आप और आपके पिताजी को क्या चाहिए? | <i>āp aur āpke pitājī ko kyā cāhie?</i> |

**17 अभ्यास सत्रह abhyās satrah: मीठी चाय चाहिए mīṭhī cāy cāhie Sweet tea**

Context: You are still in the same places in the teashop with your parents and your brother's family and now Ben and Jill have joined you. Each of them now tells you something else they want. The information is given here just by the name and the thing they want. Tell the teashop man what they want again using oblique pronouns instead of their names. Remember to make the nouns and adjectives agree.

Instructions: write out the questions and answers. Example

नमुना Jack - sweet biscuits उसको मीठे बिस्कुट चाहिए,  
namunā usko mīṭhe biskuṭ cahie.

सवाल savāl The questions

- |    |                              |    |         |
|----|------------------------------|----|---------|
| 1  | Mother – savory biscuits     | को | चाहिए।  |
|    |                              | ko | cāhie.  |
| 2  | Jim – cold water             | को | चाहिए।  |
|    |                              | ko | cāhie.  |
| 3  | You - good sweets            | को | चाहिए।  |
|    |                              | ko | cāhie.  |
| 4  | Tim – fresh samose           | को | चाहिए।  |
|    |                              | ko | cāhie.  |
| 5  | Father –good sweets          | को | चाहिए।  |
|    |                              | ko | cāhie.  |
| 6  | Kim – sweet tea              | को | चाहिए।  |
|    |                              | ko | cāhie / |
| 7  | Nina - small doll            | को | चाहिए।  |
|    |                              | ko | cāhie.  |
| 8  | You and father – good sweets | को | चाहिए।  |
|    |                              | ko | cāhie.  |
| 9  | Ben – cold water             | को | चाहिए।  |
|    |                              | ko | cāhie.  |
| 10 | Jill – black tea             | को | चाहिए।  |
|    |                              | ko | cāhie.  |

**18 अभ्यास अठारह *abhyās aṭhārah*: खाना अच्छा है? *khānā acchā hai* The food is good?**

Context: You have got your orders and tried your food and drinks. The waiter wants to know if the food is good. Each of your party now tells you that what they ordered was good. Now tell the waiter that what people ordered was good. Make the possessive pronouns and adjectives agree with the nouns.

Instructions: write out the questions and answers. Example

नमुना Jack - sweet biscuits उसके मीठे बिस्कुट अच्छे हैं.  
*namunā uske mīṭhe biskuṭ acche haī.*

सवाल *savāl* The questions

- 1 Mother – savory biscuits
- 2 Jim – cold water
- 3 You - good sweets
- 4 Tim – fresh samose
- 5 Father –good sweets
- 6 Kim – sweet tea
- 7 Nina - small doll
- 8 You and father - good sweets
- 9 Ben – cold water
- 10 Jill – black tea

**19 अभ्यास उन्नीस *abhyās unnīs*: लुप्त मात्रा *lupt mātrā* missing *mātrā***

Context: my computer has gone wrong and is missing the *mātrās* out of words and their meanings and some of their genders as well.

Instructions: change the words so that the Hindi spelling matches a word from the first two vocabularies with the *mātrās* put back in to it, then complete the entry with its gender and meaning. Then write out the questions and answers.

नमुना *namunā* Example

प न nm.

*pa na*

पानी nm. water

*pānī*

सवाल *savāl* The questions

1 च न nf.

*ca na*

2 क ल nm.

*ka la*

3 प त nm.

*pa ta*

4 म त nf.

*ma ta*

5 स म स nm.

*sa ma sa*

6 द क न .

*da ka na*

7 ल ङ क nm.

*la ṅ ka*

8 ल ङ क nf.

*la ṅ ka*

9 क त ब .

*ka ta ba*

10 म क न .

*ma ka na*

11 स व ल .

*sa va la*

## 20 अभ्यास बीस *abhyās bīs*: गायब नुक्ता *gāyab nuktā* missing dots

Context: my computer has gone even more wrong again and now it is missing out not just the *mātrās* but also the *nuktā* (underdots) from words and entirely missing out their meanings and genders as well.

Instructions: change the words so that the Hindi spelling matches a word from the first two vocabularies with the *mātrās* put back in to it, and the *nuktās* as well, then complete the entry with its gender and meaning. Then write out the questions and answers.

नमुना *namunā* Example

क म ज .

*ka ma ja*

कमीज़ nf. shirt

*qamīz*

सवाल *savāl* The questions

- 1 अ ग ज  
*a ga ja*
- 2 अ ख ब र .  
*a kha ba ra*
- 3 द र व ज .  
*da ra va ja*
- 4 म त .  
*ma ta*
- 5 क प ड.  
*ka pa ḍa*
- 6 फ न .  
*pha na*
- 7 घ ड .  
*gha ḍa*
- 8 ग ड य .  
*ga ḍa ya*
- 9 ख ड क .  
*kha ḍa ka*
- 10 ल ड क nm.  
*la ḍa ka*
- 11 ल ड क nf.  
*la ḍa ka*

## 3: तीन – दुकान में

tīn – dukān mē

Three - In a shop

In this lesson we will look at:

Talking about numbers and counting

How to talk about relationships between things like, in, on, to, etc.

How to write characters which are combinations of characters

**बातचीत-3a: इसमें क्या है? ismē kyā hai? What is in this?**

Ben and Jill decide to go shopping for some things they need.

बेन	मुझे एक टार्च चाहिए।
दुकानदार	ठीक, यह बहुत बढ़िया टार्च है।
बेन	उसमें सेल है?
दुकानदार	इसमें सेल नहीं है, सेल चाहिए?
बेन	हाँ, मुझे टार्च के लिए सेल भी चाहिए। टार्च की कीमत कितनी है?
दुकानदार	टार्च की कीमत एक सौ बीस रुपये और सेल की कीमत चालीस रुपये हैं।
जिल	मुझे अगरबत्ती चाहिए, अगरबत्ती है?
दुकानदार	जी हाँ, चंदन की अगरबत्ती है और गुलाब की अगरबत्ती है।
जिल	चंदन की अगरबत्ती में असली चंदन है?
दुकानदार	ज़रूर, इस दुकान में नकली चीज़ें बिल्कुल नहीं हैं।
ben	<i>mujhe ek tārca cāhie.</i>
dukāndār	<i>thīk, yah bahut baṛhiyā tārca hai.</i>
ben	<i>usmē sel hai?</i>
dukāndār	<i>ismē sel nahī hai, sel cāhie?</i>
ben	<i>hā mujhe tārca ke lie sel bhī cāhie. tārca kī qīmat kitnī hai?</i>
dukāndār	<i>tārca kī qīmat ek sau bīs rupaye aur sel kī qīmat cālīs rupaye hā.</i>
jil	<i>mujhe agarbattī cāhie, agarbattī hai?</i>
dukāndār	<i>jī hā, candan kī agarbattī hai aur gulāb kī agarbattī hai.</i>
jil	<i>candan kī agarbattī mē aslī candan hai?</i>
dukāndār	<i>zarūr, is dukān mē naklī cīzē bilkul nahī hā.</i>
Ben	I want a torch.
shopkeeper	Okay, this is a very excellent torch.
Ben	Are there batteries in it?
shopkeeper	There are no batteries in it, you want batteries?
Ben	Yes, I want batteries for the torch. What is the price of the torch?

shopkeeper The torch's price is 120 rupees and the battery's price is 40 rupees.

Jill I want incense sticks, do you have incense sticks?

shopkeeper Yes, sandal wood incense sticks and rose incense sticks.

Jill Is the sandal wood in the sandal wood incense sticks genuine?

shopkeeper Certainly, in this shop there are absolutely no fake things.

### ☑ Topic 3a.1: एक *ek* 'one', दो *do* 'two', etc. (cardinal numbers)

The words for Hindi numbers are ultimately derived from Indo-European words for numbers. So if you know English and another European language you probably already know more of the Hindi numbers than you think!

The symbols we use for numbers in English are ultimately derived from ancient Indian number forms, which were adopted by the Arabs, and then by the West. Ironically though, nowadays India is mostly adopting the Western forms of numbers, which the Indian government calls 'Indian International Numbers'.

One of the greatest Indian contributions to the world was the invention of zero and the decimal system of numeric notation. In traditional Devanagari numbers the symbol ० stands for शून्य *śūnya* which means **zero**.

You need to learn the numbers from one to ten by heart to begin with.

			English	French	German	Latin
१	1	एक	<i>ek</i> one	<i>un</i>	<i>eins</i>	<i>ūnus</i>
२	2	दो	<i>do</i> two	<i>deux</i>	<i>zwei</i>	<i>duo</i>
३	3	तीन	<i>tīn</i> three	<i>trois</i>	<i>drei</i>	<i>trēs</i>
४	4	चार	<i>cār</i> four, cf. 'quarter'	<i>quatre</i>	<i>vier</i>	<i>quattuor</i>
५	5	पाँच	<i>pāc</i> five, cf. 'pentagon'	<i>cinq</i>	<i>fünf</i>	<i>quīnque</i>
६	6	छै	<i>chai</i> six	<i>six</i>	<i>sechs</i>	<i>sex</i>
७	7	सात	<i>sāt</i> seven	<i>sept</i>	<i>sieben</i>	<i>septem</i>
८	8	आठ	<i>āth</i> eight	<i>huit</i>	<i>acht</i>	<i>octō</i>
९	9	नौ	<i>nau</i> nine	<i>neuf</i>	<i>neun</i>	<i>novem</i>
१०	10	दस	<i>das</i> ten, cf. 'decimal'	<i>dix</i>	<i>zehn</i>	<i>decem</i>

For instance:

मुझको दो चाय चाहिए ।  
*mujhko do cāy cāhie.*

**I want two teas.**

### ☑ Topic 3a.2: कितना *kitnā*: How many

The word कितना *kitnā* means **how many/how much**. It behaves like काला *kālā* **black** and agrees with the number and gender of whatever it is referring to. It normally

comes just before the word it refers to. When it agrees with a plural noun it means

**how many?**

कितनी औरतें हैं ?

*kitnī auratē haī?*

**How many women are there?**

कितनी मेज़ें हैं ?

*kitnī mezē haī?*

**How many tables are there?**

कितने प्याले हैं ?

*kitne pyāle haī?*

**How many cups are there?**

When it agrees with a singular noun it means how much?

यह कितना पैसा है ?

*yah kitnā paisā hai?*

**How much money is this?**

कितनी चाय है ?

*kitnī cāy hai?*

**How much tea is there?**

यह कितना पानी है ?

*yah kitnā pānī hai?*

**How much water is this?**

कितना मक्खन है ?

*kitnā makkhan hai?*

**How much butter is there?**

### ☑ Topic 3a.3: मैं *mē*: in, पर *par* on, etc. (Postpositions)

Instead of prepositions (words like 'in', 'to', etc. in English) there are postpositions in Hindi. So instead of saying **in Delhi** you say **Delhi in**.

English word order	I	am	in	Delhi
	subject	verb	preposition	object
Hindi word order	I	Delhi	in	am
	subject	object	postposition	verb
	मैं	दिल्ली	में	हूँ
	<i>māī</i>	<i>dillī</i>	<i>mē</i>	<i>hū</i>

Note that postpositions are written separately from nouns but can either be written attached to pronouns or separately from them. There are five simple postpositions, so called because they consist of one word.

में	<i>mē</i>	in
पर	<i>par</i>	on
तक	<i>tak</i>	up to, as far as, until
से	<i>se</i>	from, with, by
को	<i>ko</i>	to, and other meanings

For instance:

ताज महल आगरा में है।  
*tāj mahal āgrā mē hai.*

**The Taj Mahal is in Agra.**

आप कहाँ से हैं ?  
*āp kahā se hai?*

**Where are you from?**

कुत्ते को खाना चाहिए।  
*kutte ko khānā cāhie.*

**A dog wants food.**

बिल्ली कुर्सी पर है।  
*billī kursī par hai.*

**The cat is on the chair.**

मैं कल तक यहाँ हूँ।  
*māī kal tak yahā hū.*

**I am here till tomorrow.**

### ☑ Topic 3a.4: लड़के को *larke ko*: to the boy, etc. (Oblique forms)

In Hindi nouns and pronouns can appear in two forms. So far you have learnt the forms for nouns and pronouns in what is called the direct case. You now need to learn

the forms for what is called the indirect, or oblique, case. In Hindi there is a helpful shortcut to working out whether something should be in the direct or oblique case. If there is postposition governing a noun or pronoun then the noun or pronoun must be in the oblique case.

You will find that this shortcut is generally correct and the few exceptions can be learnt easily. The main exception is that sometimes the postposition is understood as being present but is not expressed.

### ☑ **Topic 3a.5: Direct and oblique forms of nouns**

लड़का **boy** type masculine nouns ending in -आ -ā

	direct	oblique	Example
singular <b>boy</b>	लड़का <i>larkā</i>	लड़के <i>larke</i>	लड़के को <i>larke ko</i> <b>to the boy</b>
plural <b>boys</b>	लड़के <i>larke</i>	लड़कों <i>larkō</i>	लड़कों को <i>larkō ko</i> <b>to the boys</b>

आदमी **man** type masculine nouns ending in -ई -ī or a consonant

	direct	oblique	Example
singular <b>man</b>	आदमी <i>ādmī</i>	आदमी <i>ādmī</i>	सेब में <i>seb mē</i> <b>in the apple</b>
plural <b>men</b>	आदमी <i>ādmī</i>	आदमियों <i>ādmiyō</i>	सेबों में <i>sebō mē</i> <b>in the apples</b>

लड़की **girl** type feminine nouns ending in -ई -ī

	direct	oblique	Example
singular <b>girl</b>	लड़की <i>larkī</i>	लड़की <i>larkī</i>	कुरसी पर <i>kursī par</i> <b>on the chair</b>
plural <b>girls</b>	लड़कियाँ <i>larkiyā</i>	लड़कियों <i>larkiyō</i>	कुरसियों पर <i>kursiyō par</i> <b>on the chairs</b>

औरत **woman** type feminine nouns with other endings

	direct	oblique	Example
singular <b>woman</b>	औरत <i>aurat</i>	औरत <i>aurat</i>	मेज़ पर <i>mez par</i> <b>on the table</b>
plural <b>women</b>	औरतें <i>auratē</i>	औरतों <i>auratō</i>	मेज़ों पर <i>mezō par</i> <b>on the tables</b>

The main change is that masculine singular direct nouns ending in -आ -ā change to singular oblique ending in -ए -e. This is easy to remember because you can hear/see if a noun ends in -आ -ā, and change it to -ए -e. For instance:

लड़के को गेंद चाहिए। *larke ko gend cāhie*. **The boy wants a ball.**

In addition all nouns in the oblique plural end in the sound -ओं ṓ.

लड़कों को गेंद चाहिए। *larkō ko gend cāhie*. **The boys want a ball.**

### ☑ **Topic 3a.6: Direct and oblique forms of pronouns and adjectives**

When an adjective or a possessive pronoun qualifies a noun which is governed by postposition, then they all go into the oblique. There are two main results of this.

## Hindi 1

First, adjectives like काला *kālā* **black** become काले *kāle* when the noun it is qualifying is governed by a postposition and is a masculine noun. There is no change in the feminine agreement which stays as काली *kālī*.

Second, four common pronouns change form when they are governed, that is influenced by, a postposition.

यह	<i>yah</i>	becomes	इस	<i>is</i>	ये	<i>ye</i>	becomes	इन	<i>in</i>
वह	<i>vah</i>	becomes	उस	<i>us</i>	वे	<i>ve</i>	becomes	उन	<i>un</i>

You have already seen this in possessive pronouns like इसका *iskā* etc. But what you need to be aware of is that even when there is a noun separating the postposition and the pronoun, it still changes. For instance:

यह बड़ा कमरा है	<i>yah barā kamrā hai</i>	<b>This is a big room</b>
इस छोटे कमरे में क्या है	<i>is choṭe kamre mē kyā hai?</i>	<b>What is in this small room?</b>

To work out which words are governed by a postposition you can look at how the sentence is made up. In a sentence like **I am in this train**. The 'I' is one part of the sentence, the subject, and the 'am' is another, the verb, and the 'in this train' is a phrase that gives more information. The 'in' does not influence the 'I' as it is in a different part of the sentence. Have a look at this example:

मैं	इस ट्रेन में	हूँ
<i>māi</i>	<i>is tren mē</i>	<i>hū̃</i>
I	this train in	am.
Subject	additional information	object.

**बातचीत-3b: थैले में क्या है? *thaile mē kyā haī* What is in the bag?**

Ben and Jill have finished shopping and the shopkeeper has put what they have bought into a bag for them and then they check what they have bought.

- जिल ठीक, बस, अब थैले में कितनी चीज़ें हैं?  
दुकानदार एक टार्च, दो सेल, तीन पैकट अगरबत्ती, चार मोमबत्ती, और एक माचिस है।  
जिल और कुल मिलाकर उनकी कीमत कितनी है?  
दुकानदार चार सौ चालीस रुपये।  
जिल मेरे झोले में सिर्फ़ दो सौ रुपये हैं, बेन, आपकी जेब में कितने रुपये हैं?  
बेन बहुत रुपये हैं, आपको चाहिए?  
जिल मुझको नहीं चाहिए, इनको चाहिए।  
बेन अच्छा, दुकानदार को रुपये चाहिए, और तुमको सामान चाहिए!  
*jil* *ṭhīk, bas, ab thaile mē kitnī cīzē haī?*  
*dukāndār* *ek tārc, do sel, tīn paikaṭ agarbattī, cār mombattī, aur ek mācis hai.*  
*jil* *aur kul milākar unkī qīmat kitnī hai?*  
*dukāndār* *cār sau cālīs rupaye.*  
*jil* *mere jhole mē sirf do sau rupaye haī, ben, āpkī jeb mē kitne rupaye haī?*  
*ben* *bahut rupaye haī, āpko cāhie?*  
*jil* *mujhko nahī cāhie, inko cāhie.*  
*ben* *acchā, dukāndār ko rupaye cāhie, aur tumko sāmān cāhie!*  
**Jill** **Okay, that's all, now how many things are there in the bag?**  
**shopkeeper** **One torch, two batteries, three packets of incense, four candles, and one matches.**  
**Jill** **And all together, what is their price?**  
**shopkeeper** **440 rupees.**  
**Jill** **I have only two hundred rupees in my bag, Ben, how many rupees do you have in your pocket?**  
**Ben** **Lots of rupees, do you want them?**  
**Jill** **I don't want them, he wants them.**  
**Ben** **Alright, the shopkeeper wants the rupees, and you want the stuff!**

**☑ Topic 3b.1: संयुक्त अक्षर *saṁyukt akṣar* Conjunct Characters**

A conjunct character (संयुक्त अक्षर *saṁyukt akṣar*) is a combination of two or more consonant characters which are pronounced together without the pronunciation of the

inherent अ *a* vowel between them. To represent this the consonants may be slightly modified and they may be joined together.

For purposes of discussion conjunct characters can be divided into six different groups depending on the type of modification of a consonant that takes place. All conjunct characters are pronounced and written from left to right and top to bottom, that is, first left to right, then top to bottom. I shall call the forms of consonants that do not contain the inherent -अ *-a* sound half consonants.

First group: consonants ending in a half-stroke

क व

Consonants in the first group end in a horizontal half-stroke. The consonants in this group are just two characters: क *ka* and फ *pha*.

For instance: क्या *kyā* **what**, मुफ्त *muft* **free**

Second Group: consonants ending in vertical line

ख ख़

Consonants in the second group drop their vertical line when they become half consonants. Most consonants, seventeen in fact, are in this group:

ख	ग	घ	च	ज	त	थ	ध	प
<i>kha</i>	<i>ga</i>	<i>gha</i>	<i>ca</i>	<i>ja</i>	<i>ta</i>	<i>tha</i>	<i>dha</i>	<i>pa</i>
ब	भ	य	ल	व	श	ष	स	
<i>ba</i>	<i>bha</i>	<i>ya</i>	<i>la</i>	<i>va</i>	<i>śa</i>	<i>ṣa</i>	<i>sa</i>	

For instance:

ख़याल	<i>khyāl</i>	nm.	idea, thought
ग्यारह	<i>gyārah</i>	num.	eleven
अच्छा	<i>acchā</i>	adj.	good
राज्य	<i>rājya</i>	nm.	state
त्याग	<i>tyāg</i>	nm.	renunciation
कुत्ता	<i>kuttā</i>	nm.	dog ( त् + त = त्त )
पृथ्वी	<i>pr̥thvī</i>	nf.	the earth
अध्यापक	<i>adhyāpak</i>	nm.	teacher
प्यास	<i>pyās</i>	nf.	thirst.
शब्द	<i>śabd</i>	nm.	word.
अभ्यास	<i>abhyās</i>	nm.	practice.
अय्यर	<i>ayyar</i>	nm.	Ayyar, a surname.
दिल्ली	<i>dillī</i>	nf.	Delhi.
व्यापार	<i>vyāpār</i>	nm.	business.

## Hindi 1

नाश्ता	<i>nāśtā</i>	nm.	snack, breakfast.
कष्ट	<i>kaṣṭ</i>	nm.	difficulty, pain.
नमस्कार	<i>namaskār</i>	nm.	greeting.

Third group: the nasal consonants ङ *ṅa* ञ *ñā* ण *ṇa* न *na* and म *ma*

ङ *ṅa* and ञ *ñā* are usually represented by a dot above the line in Hindi. For instance:

ङ

ञ

शंकर *śaṅkar* nm. **Shiva**.

कंघी *kaṅghī* nf. **comb**.

पंखा *paṅkhā* nm. **fan**.

संजय *sañjay* nm. **Sanjay** (a name).

चंचल *cañcal* adj. **restless, fickle**.

ण

ण sometimes appears in a half form and sometimes as a dot above the line.

अण्डा / अंडा *aṅḍā* nm. **egg**

ठण्डा / ठंडा *ṭhaṅḍā* adj. **cold**

घण्टा / घंटा *ghaṅṭā* nm. **hour, bell**

न

न with त थ द or ध can be written in half form or as a dot, With श or स, it should be written as a dot and before ह it should be written in its half form, Note that न् + न = न्न For instance:

मुन्नी *munnī* nf. **dear, darling**

संत *sant* nm. **a saint**

नन्हऱ *nanhā* adj. **tiny, wee, small**

म

म *ma* with प *pa* फ *pha* ब *ba* भ *bha* may be written as a dot above the line, or as the conjunct 'half' form of 'फ', but with म *ma* न *na* य *ya* ल *la* or ह *ha* the conjunct form ढ is used.

चम्मच *cammac* nm. **spoon**

कम्बल / कंबल *kambal* nm. **blanket**

तुम्हऱऱ *tumhārā* pr. **your**

Fourth group: rounded characters: ट *ṭa* ठ *ṭha* ड *ḍa* ढ *ḍha* द *da* and ह *ha*

ट ठ ड

ढ ढ्ह

These can be made into half characters by the use of the विराम *virām* symbol (्) or by the use of a modified form where one character goes on top of the other.

चिट्ठी	or	चिट्ठी	<i>ciṭṭhī</i>	nf. letter.
छुट्टी	or	छुट्टी	<i>chuṭṭī</i>	nf. holiday.
लड्डू	or	लड्डू	<i>laḍḍū</i>	nm. laddu, a sweet
कद्दू	or	कद्दू	<i>kaddū</i>	nm. pumpkin.
चिह्न	or	चिह्न	<i>cihn</i>	nm. sign.
ब्राह्मण			<i>brāhmaṇ</i>	nm. Brahman.

### Frequently Asked Question: What do the *ṁ* and *ṃ* characters stand for?

In transliteration the characters *ṁ* and *ṃ* are used by different people to stand for different sounds, mostly forms of nasalisation. A very common case is in the Sanskrit (and Hindi) word *samsāra* (संसार *sāsar*) where the *ṃ* stands for a kind of nasal sound, people thinking that *ṃ* stands for m think there is a word *samsara*, but the word is never pronounced like that in Sanskrit or Hindi.

### ☑ Topic 3b.2: Exceptional Conjuncts

The final group of conjunct consonants are forms that sometimes are quite distinct from the consonants they are formed from.

letter

क्ष	क्+ष <i>k+ṣa</i>	परीक्षा <i>parīkṣā</i>	nf.	<b>examination</b>
क्र	क्+र <i>k+ra</i>	क्रिया <i>kriyā</i>	nf.	<b>action, verb</b>
त्र	त्+र <i>t+ra</i>	मित्र <i>mitr</i>	nm. / nf.	<b>friend</b> (also दोस्त <i>dost</i> Pers.)
ज्ञ	ज्+ञ <i>j+ña</i> (‘gya’)	ज्ञान <i>jñān</i>	nm.	<b>knowledge, wisdom</b>
क्त	क्+त <i>k+ta</i>	भक्त <i>bhakt</i>	nm.	<b>devotee</b>
श्र	श्+र <i>ś+ra</i>	श्री <i>śrī</i>	hon.	<b>Mr.</b> (also nf. the goddess Lakṣmī)
शृ	श्+ऋ <i>ś+ṛa</i>	शृंगार <i>śṛṅgār</i>	nm.	<b>decoration, ‘make up’.</b>

द	द्+द d+da	उद्देश्य <i>uddeśy</i>	nm.	purpose
द्ध	द्+ध d+dha	शुद्ध <i>śuddha</i>	adj.	pure
द्य	द्+य d+ya	विद्यार्थी <i>vidyārthī</i>	nm. / nf.	student
द्व	द्+व d+va	गुरुद्वारा <i>gurudvāra</i>	nm.	Gurudvara, a Sikh Temple
श्च	श्+व ś+va	विश्वविद्यालय <i>viśvavidyālay</i>	nm.	university
हृ	हृ+ऋ h+ṛa	हृदय <i>hṛday</i>	nm.	heart
श्च	श्+च ś+ca	निश्चय <i>niścay</i>	nm.	decision

### पाठ तीन शब्दावली Lesson 3: Vocabulary (102 words)

अक्षर <i>akṣar</i> nm. character in the Devanāgarī script	कितना <i>kitnā</i> adj. how many, how much
अगरबत्ती <i>agarbattī</i> nf. incense stick	ख्याल <i>khyāl</i> nm. idea
अच्छा <i>acchā</i> adj. good, okay, alright	खिलौना nm. toy
अण्डा <i>aṇḍā</i> nm. egg	गेंद <i>gend</i> nf. ball
अध्यापक <i>adhyāpak</i> nm. teacher	ग्यारह <i>gyārah</i> num. eleven
अभ्यास <i>abhyās</i> nm. practice, exercise	गुरुद्वारा <i>gurudvāra</i> nm. Gurudvara, a Sikh Temple
अय्यर <i>ayyar</i> nm. Ayyar, a surname	ग्राम <i>grām</i> nm. gramme (Eng.); also: nm. village, adj. rural (Skt)
असली <i>aslī</i> adj. real, genuine	गुलाब <i>gulāb</i> nm. rose
आगरा <i>āgrā</i> nm. Agra	घण्टा <i>ghaṅṭā</i> nm. hour
आठ <i>āṭh</i> num. eight	चंचल <i>cañcal</i> adj. restless, fickle
उद्देश्य <i>uddeśy</i> nm. purpose	चंदन <i>candan</i> nm. sandalwood
कंघी <i>kañghī</i> nf. comb	चूहा <i>cūhā</i> nm. mouse, rat
कुत्ता <i>kuttā</i> nm. dog	चादर <i>cādar</i> nf. blanket
कद्दू <i>kaddū</i> nm. pumpkin	चार <i>cār</i> num. four
कम्बल <i>kambal</i> nm. blanket	चालीस <i>cālīs</i> num. forty
क्रिया <i>kriyā</i> nf. action, verb	चिट्ठी <i>ciṭṭhī</i> nf. letter (of correspondence etc.); चिट्ठी-पत्री nf. correspondence, letters and packages etc.
कल <i>kal</i> adv. yesterday or tomorrow	चिह्न <i>cihn</i> nm. sign
कलम <i>qalam</i> nm. pen (often now simply पेन)	छै <i>chai</i> num. six
क्लासमैट <i>klāsmait</i> nm. & nf. class-mate, fellow student	छुट्टी <i>chuṭṭī</i> nf. holiday
कष्ट <i>kaṣṭ</i> nm. difficulty, pain	
कहाँ <i>kahā</i> adv. where?	

छोटा <i>choṭā</i> adj. small	बोतल <i>botal</i> nf. bottle
जेब <i>jeb</i> nf. pocket	भक्त <i>bhakt</i> nm. devotee
ज़रूर <i>zarūr</i> adv. certainly, of course	भाई-साहब <i>bhāī-sāhab</i> nm. 'Brother-Mr', an informal polite address form for a man
ज़ेवर <i>zevar</i> nm. jewellery	मक्खन <i>makkhan</i> nm. butter
टार्च <i>tārc</i> nm. & nf. torch, flashlight	मुन्नी <i>munnī</i> nf. dear, darling, a nickname for a girl
तक <i>tak</i> ppn. up to, as far as, until	मुफ्त <i>muft</i> adj. free of charge
तकिया <i>takiyā</i> nm. pillow	माचिस <i>mācis</i> nf. matches
त्याग <i>tyāg</i> nm. renunciation	मित्र <i>mitr</i> nm./nf. friend (also दोस्त <i>dost</i> [Pers.])
ताज महल <i>tāj mahal</i> nm. Taj Mahal	मोमबत्ती <i>mombattī</i> nf. candle
ताज़ा <i>tāzā</i> adj. fresh (normally invariable)	यहाँ <i>yahā</i> adv. here
थैला <i>thailā</i> nm. bag (shopping bag etc. with handles)	राज्य <i>rājya</i> nm. state, nation
दुकानदार <i>dukāndār</i> nm. shopkeeper	लड्डू <i>laddū</i> nm. laddu, a type of sweet
दस <i>das</i> num. ten	व्यापार <i>vyāpār</i> nm. business, trade; व्यापार करना vt. to trade
दिल्ली <i>dillī</i> nf. Delhi	विद्यार्थी <i>vidyārthī</i> nm. / nf. student
दो <i>do</i> num. two	विश्वविद्यालय <i>viśvavidyālay</i> nm. university
नकली <i>naklī</i> adj. false, fake	शंकर <i>śaṅkar</i> nm. Shankar, a name of Shiva
नन्हा <i>nanhā</i> adj. tiny, wee, small, (of babies and infants etc.)	शृंगार <i>śṛṅgār</i> nm. decoration, 'make up'
नाश्ता <i>nāśtā</i> nm. snack, breakfast	शुद्ध <i>śuddha</i> adj. pure
निश्चय <i>niścay</i> nm. decision	शून्य <i>śūnya</i> num. zero
नौ <i>nau</i> num. nine	से <i>se</i> ppn. from, with, by
पैकट <i>paikaṭ</i> nm. packet	संजय <i>sañjay</i> nm. Sanjay, a man's name
पंखा <i>pañkhā</i> nm. fan	संत <i>sant</i> nm. a saint
पृथ्वी <i>prthvī</i> nf. the earth	सेल <i>sel</i> nm. battery
प्याला <i>pyālā</i> nm. cup	संसार <i>sāsār</i> nm. sāsār, the cycle or rebirth, the world
प्यास <i>pyās</i> nf. thirst	सात <i>sāt</i> num. seven
परीक्षा <i>parīkṣā</i> nf. examination	सामान <i>sāmān</i> nm. goods, things, materials, stuff, luggage
पलंग <i>paṅg</i> nm. bed	सिर्फ <i>sirf</i> adv. only, merely
पाँच <i>pāc</i> num. five	सौ <i>sau</i> num. hundred
बड़ा <i>barā</i> adj. big, elder	हृदय <i>hrday</i> nm. heart
बत्ती <i>battī</i> nf. lamp, light, electric light	
बर्फ <i>baraf</i> nf. & nm. ice, snow; बर्फ़ पड़ना vi. for snow to fall	
बिल्कुल <i>bilkul</i> adv. entirely, absolutely, completely, 'quite', alternate spelling for बिल्कुल	
बिल्ली <i>billī</i> nf. cat	
बीस <i>bīs</i> num. twenty	


## 21 अभ्यास इक्कीस *abhyās ikkīs*: कितने हैं? *kitne haī* How many?

Context: you are in a hotel. The rather eccentric hotel manager points at things in increasing order of number asking things like 'how many beds?', how many sheets?' etc. Look at the numbers of things in the list below and then make up the questions and your answers as in the example.


कमरे की चीज़ें *kamre kī cīzē* The room's things




1 पलंग  
*palaṅg*




2 चादर  
*cādar*



3 कंबल  
*kambal*




4 तकिया  
*takiyā*




5 मेज़  
*mez*




6 कुरसी  
*kursī*



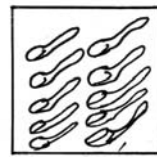
7 बत्ती  
*battī*



8 मोमबत्ती  
*mombattī*



9 प्याला  
*pyālā*



10 चम्मच  
*cammac*

नमुना *namunā* Example

मनेजर कितने पलंग हैं?  
*manejar kitne palaṅg haī?*

आप एक पलंग है।  
*āp ek palaṅg hai.*

सवाल *savāl* The questions

- |                          |                              |
|--------------------------|------------------------------|
| 1 कितनी चादर हैं?        | <i>kitnī cādar haī?</i>      |
| 2 कितने कंबल हैं?        | <i>kitne kambal haī?</i>     |
| 3 कितने तकिये हैं?       | <i>kitnī takiye haī?</i>     |
| 4 कितनी मेज़ें हैं?      | <i>kitnī mezē haī?</i>       |
| 5 कितनी कुरसियाँ हैं?    | <i>kitnī kursiyā haī?</i>    |
| 6 कितनी बत्तियाँ हैं?    | <i>kitnī battiyā haī?</i>    |
| 7 कितनी मोमबत्तियाँ हैं? | <i>kitnī mombattiyā haī?</i> |
| 8 कितने प्याले हैं?      | <i>kitne pyāle haī?</i>      |
| 9 कितने चम्मच हैं?       | <i>kitne cammac haī?</i>     |

**22 अभ्यास बाईस abhyās bāis : क्रीमत क्या है? qīmat kyā hai How much?**

Context: you are a shopkeeper and a customer is asking the price of things. Based on the prices of things in the list answer the customer's questions.

क्रीमत की दरें qīmat kī darē **List of prices (in rupees)**



10 दस *das*  
माचिस  
*mācis*



20 बीस *bīs*  
मोमबत्ती  
*mombattī*



30 तीस *tīs*  
अखबार  
*akhbār*




40 चालीस *cālīs*  
सेल  
*sel*



50 पचास *pacās*  
गेंद  
*gend*



60 साठ *sāth*  
मक्खन  
*makkhan*



70 सत्तर *sattar*  
कंघी  
*kañghī*



80 अस्सी *assī*  
अगरबत्ती  
*agarbattī*



90 नब्बे *nabbe*  
किताब  
*kitāb*



100 एक सौ *ek sau*  
तस्वीर  
*tasvīr*

नमुना *namunā* Example

टार्च की क्रीमत क्या है? 120 rs.  
*tārc kī qīmat kyā hai?*

टार्च की क्रीमत एक सौ बीस रुपये है।  
*tārc kī qīmat ek sau bīs rupaye hai.*

सवाल *savāl* The questions

- |    |                             |                                    |         |
|----|-----------------------------|------------------------------------|---------|
| 1  | माचिस की क्रीमत क्या है?    | <i>mācis kī qīmat kyā hai?</i>     | 10 rs.  |
| 2  | मोमबत्ती की क्रीमत क्या है? | <i>mombattī kī qīmat kyā hai?</i>  | 20 rs.  |
| 3  | अखबार की क्रीमत क्या है?    | <i>akhbār kī qīmat kyā hai?</i>    | 30 rs.  |
| 4  | सेल की क्रीमत क्या है?      | <i>sel kī qīmat kyā hai?</i>       | 40 rs.  |
| 5  | गेंद की क्रीमत क्या है?     | <i>gend kī qīmat kyā hai?</i>      | 50 rs.  |
| 6  | मक्खन की क्रीमत क्या है?    | <i>makkhan kī qīmat kyā hai?</i>   | 60 rs.  |
| 7  | कंघी की क्रीमत क्या है?     | <i>kañghī kī qīmat kyā hai?</i>    | 70 rs.  |
| 8  | अगरबत्ती की क्रीमत क्या है? | <i>agarbattī kī qīmat kyā hai?</i> | 80 rs.  |
| 9  | किताब की क्रीमत क्या है?    | <i>qamīz kī qīmat kyā hai?</i>     | 90 rs.  |
| 10 | तस्वीर की क्रीमत क्या है?   | <i>kambal kī qīmat kyā hai?</i>    | 100 rs. |

**23 अभ्यास तेईस abhyās teīs: मैं कहाँ हूँ? māī kahā hū Where am I?**

Context: I am on a tour of ten Indian state capitals.

Instructions: I will tell you the name of the town I am in, you have to tell me the name of the state I am in. Write down the questions and answers.

**नमुना namunā Example**

मैं लखनऊ में हूँ।

*māī lukhnaū mē hū.*

**I am in Lucknow.**

आप उत्तर प्रदेश में हैं।

*āp uttar pradeś mē haī.*

**You are in Uttar Pradesh.**

**सवाल और जवाब savāl aur javāb Questions and answers:**

1 मैं पटना में हूँ।

*māī paṭnā mē hū.*

2 मैं हैदराबाद में हूँ।

*māī haidarābād mē hū.*

3 मैं मुंबई में हूँ।

*māī mumbāī mē hū.*

4 मैं चेन्नाई में हूँ।

*māī cennāī mē hū.*

5 मैं भुवनेश्वर में हूँ।

*māī bhuvaneśvar mē hū.*

6 मैं भोपाल में हूँ।

*māī bhopāl mē hū.*

7 मैं जयपुर में हूँ।

*māī jaypur mē hū.*

8 मैं शिमला में हूँ।

*māī śimlā mē hū.*

9 मैं कोलकाता में हूँ।

*māī kolkotā mē hū.*

10 मैं चण्डीगढ़ में हूँ।

*māī caṇḍīgarh mē hū.*

**24 अभ्यास चौबीस *abhyās caubīs*: औरतों को क्या चाहिए? *auratō ko kyā cāhie?*  
What do women want?**

Context: Study the list of ten types of people and ten types of things they might like and then match them up as you think makes the best sense.

Instructions: Write down your ten statements.

People Things

औरतों को	<i>auratō ko</i>	विद्यार्थी चाहिए।	<i>vidyārthī cāhie.</i>
आदमियों को	<i>ādmīyō ko</i>	ज़ेवर चाहिए।	<i>zevar cāhie.</i>
बच्चों को	<i>baccō ko</i>	ग्राहक चाहिए।	<i>grāhak cāhie.</i>
लड़कियों को	<i>laṛkiyō ko</i>	खाना चाहिए।	<i>khānā cāhie.</i>
लड़कों को	<i>laṛkō ko</i>	चूहे चाहिए।	<i>cūhe cāhie.</i>
दुकानदार को	<i>dukāndār ko</i>	खिलौने चाहिए।	<i>khilaune cāhie.</i>
राजाओं को	<i>rājāō ko</i>	गेंद चाहिए।	<i>gend cāhie.</i>
कुत्तों को	<i>kuttō ko</i>	पैसा चाहिए।	<i>paisā cāhie.</i>
अध्यापकों को	<i>adhyāpakō ko</i>	राज्य चाहिए।	<i>rājya cāhie.</i>
बिल्लियों को	<i>billiyō ko</i>	गुड़ियाँ चाहिए।	<i>guriyā cāhie.</i>

नमूना *namunā* Example

लोगों को शान्ति चाहिए। *logō ko śānti cāhie.* People want peace.

- 1.....
- 2.....
- 3.....
- 4.....
- 5.....
- 6.....
- 7.....
- 8.....
- 9.....
- 10.....

**25 अभ्यास पच्चीस *abhyās paccīs*:आपको क्या चाहिए? *āpko kyā cāhie?* What do you want?**

Context: Somebody is asking you what you want and you are telling them a list of things.

Instructions: Make up your answers on the basis of the cue given in brackets. Write down your answers and then record the questions and answers.

नमुना *namunā* Example

आपको क्या चाहिए?	(a snack)	मुझको नाश्ता चाहिए।
<i>āpko kyā cāhie?</i>		<i>mujhko nāštā cāhie.</i>

- |    |                        |             |
|----|------------------------|-------------|
| 1  | आपको क्या चाहिए?       | (a dog)     |
|    | <i>āpko kyā cāhie?</i> |             |
| 2  | आपको क्या चाहिए?       | (a holiday) |
|    | <i>āpko kyā cāhie?</i> |             |
| 3  | आपको क्या चाहिए?       | (a letter)  |
|    | <i>āpko kyā cāhie?</i> |             |
| 4  | आपको क्या चाहिए?       | (an egg )   |
|    | <i>āpko kyā cāhie?</i> |             |
| 5  | आपको क्या चाहिए?       | (a spoon)   |
|    | <i>āpko kyā cāhie?</i> |             |
| 6  | आपको क्या चाहिए?       | (a pumpkin) |
|    | <i>āpko kyā cāhie?</i> |             |
| 7  | आपको क्या चाहिए?       | (incense)   |
|    | <i>āpko kyā cāhie?</i> |             |
| 8  | आपको क्या चाहिए?       | (butter)    |
|    | <i>āpko kyā cāhie?</i> |             |
| 9  | आपको क्या चाहिए?       | (a house)   |
|    | <i>āpko kyā cāhie?</i> |             |
| 10 | आपको क्या चाहिए?       | (a cup)     |
|    | <i>āpko kyā cāhie?</i> |             |

**26 अभ्यास छब्बीस *abhyās chabbīs*: आदमियों को क्या चाहिए *ādmīyō ko kyā cāhie***  
**What do men want?**

Context: You are an assistant in a shop with a very short sighted boss who wants to know from you what thing the customer wants. He presumes all customers are single people wanting one of something, by some odd chance they are all groups of people who want several of each thing.

Instructions: change the singular things in the questions into their plural forms in your answers. Then write in the answers and record the questions and answers.

नमुना *namunā* Example

उस आदमी को कमीज़ चाहिए?  
*us ādmī ko qamīz cāhie?*

उन आदमियों को कमीज़ें चाहिए।  
*un ādmīyō ko qamīzē cāhie.*

सवाल *savāl* The questions

- 1 उस लड़के को कुरता चाहिए?  
*us laṛke ko kurtā cāhie?*
- 2 उस औरत को साड़ी चाहिए?  
*us aurat ko sārī cāhie?*
- 3 उस लड़की को कंघी चाहिए?  
*us laṛkī ko kaṅghī cāhie?*
- 4 उस अध्यापक को किताब चाहिए?  
*us adhyāpak ko kitāb cāhie?*
- 5 उस विद्यार्थी को कलम चाहिए?  
*us vidyārthi ko qalam cāhie?*
- 6 उस ग्राहक को सामान चाहिए?  
*us grāhak ko sāmān cāhie?*
- 7 उस बच्चे को केला चाहिए?  
*us bacce ko kelā cāhie?*
- 8 उस बिल्ली को चूहा चाहिए?  
*us billī ko cūhā cāhie?*
- 9 उस कुत्ते को कुर्सी चाहिए?  
*us kutte ko kursī cāhie?*
- 10 उस राजा को मक्खन चाहिए?  
*us rājā ko makkhan cāhie?*

**27 अभ्यास सत्ताईस *abhyās sattāīs*: उस मेज़ पर क्या है? *us mez par kyā hai?*  
What's on that table?**

Context: The very short sighted boss wants to know what stock is on, or in, various items in the shop. He asks you to tell him.

Instructions: change the singular things in the cues in brackets in the questions and answers into their plural forms. Then write in the answers and record the questions and answers.

नमुना *namunā* Example

उस (मेज़) पर (किताब) है?

*us (mez) par (kitab) hai?*

What's on that table?

उन मेज़ों पर किताबें हैं।

*un mezō par kitabē hāi.*

There are books on those tables.

सवाल *savāl* The questions

- 1 उस (कुरसी) पर (बिल्ली) है?  
*us (kursī) par (billī) hai?*
- 2 उस (पलंग) पर (तकिया) है?  
*us (palaṅg) par (takiyā) hai?*
- 3 उस (किताब) पर (क़लम) है?  
*us (kitāb) par (qalam) hai?*
- 4 उस (डिब्बा) पर (ऐनक) है?  
*us (ḍibbā) par (ainak) hai?*
- 5 उस (थैला) में (मोमबत्ती) है?  
*us (thailā) mē (mombattī) hai?*
- 6 उस (झोला) में (कंघी) है?  
*us (jholā) mē (kaṅghī) hai?*
- 7 उस (डिब्बा) में (चिट्ठी) है?  
*us (ḍibbā) par (ciṭṭhī) hai?*
- 8 उस (प्याला) में (चम्मच) है?  
*us (pyālā) mē (cammac) hai?*
- 9 उस (डिब्बा) में (डिब्बा) है?  
*us (ḍibbā) mē (ḍibbā) hai?*
- 10 उस (किताब) पर (किताब) है?  
*us (kitāb) par (kitāb) hai?*

**28 अभ्यास अट्ठाईस *abhyās aṭṭhāīs*: कितनी चीज़ें हैं? *kitnī cīzē hai* How many things?**

Context: The boss is stocktaking, he wants to know how many of each, of the rather odd range of items there is in the shop. You prepare a list of things by increasing number of items.

Instructions: Make up the answers based on the number of the items being the 'number' of the question. Then write and record the passage.

Example How many bells? There are no bells. (lit. 'there is not any bell')

नमुना कितनी घण्टियाँ हैं? कोई घण्टी नहीं है।

*namunā kitnī ghaṇṭiyā̃ hai? koī ghaṇṭī nahī hai.*

सवाल *savāl* The questions

- 1 How many eggs?
- 2 How many cups?
- 3 How many fans?
- 4 How many tables?
- 5 How many chairs?
- 6 How many beds?
- 7 How many blankets?
- 8 How many lamps?
- 9 How many bottles?
- 10 How many samosas?
- 11 How many doors?
- 20 How many windows?
- 30 How many newspapers?
- 40 How many books?
- 50 How many pens?
- 60 How many cats?
- 70 How many dogs?
- 80 How many cows?
- 90 How many plates?
- 100 How many shirts?

**29 अभ्यास उनतीस *abhyās untīs*: लुप्त अक्षर *lupt akṣar* Lost characters**

Context: I have made up a list of words from the first three lessons The clue takes the form of the characters that make up the word, without any *mātrās* and without any *saṁyukt akṣar* (conjunct consonants).

Instructions: Complete the entries including all the *mātrās* & *saṁyukt akṣar*.

नमुना *namunā* Example म क ख न = मक्खन nm. *butter*

सवाल *savāl* The questions

ख ड क

च य

द र व ज

त स व र

ब त च त

श द

ध न य व द

न म स त

श ब द

ड ब ब

च म म च

र स त

त र ट

क ल म

ब ल ल

क त त

द ल ल

प य ल

छ ट ट

अ ध य प क

न श त

घ ण ट

च ट ठ

व श व व द य ल य

### 30 अभ्यास तीस *abhyās tīs*: किसको क्या चाहिए? *kisko kyā cāhie?* **Who wants what?**

Context: I have a list of people who want things, a list of adjectives, and a list of things that people want.

Instructions: match up what you feel to be the best combinations and write them out and then record them. Remember to change the adjective agreements if you need to!

The lists

रमेश को	<i>rameś ko</i>	मीठा	<i>mīṭhā</i>	चाय चाहिए।	<i>cāy cāhie.</i>
लड़कियों को	<i>larkiyō ko</i>	लम्बा	<i>lambā</i>	कपड़ा चाहिए।	<i>kapṛā cāhie.</i>
दुकानदार को	<i>dukāndār ko</i>	लाल	<i>lāl</i>	चूहा चाहिए।	<i>cūhā cāhie.</i>
बिल्लियों को	<i>billiyō ko</i>	ठंडा	<i>ṭhaṇḍā</i>	किताबें चाहिए।	<i>kitābē cāhie.</i>
अध्यापकों को	<i>adhyāpakō ko</i>	साफ़	<i>sāf</i>	दुकान चाहिए।	<i>dukān cāhie.</i>
बच्चों को	<i>baccō ko</i>	खराब	<i>kharāb</i>	परिक्षाएँ चाहिए।	<i>parikṣaē cāhie.</i>
कुत्तों को	<i>kuttō ko</i>	छोटा	<i>choṭā</i>	बाल चाहिए।	<i>bāl cāhie.</i>
सब को	<i>sab ko</i>	बड़ा	<i>barā</i>	खिलौने चाहिए।	<i>khilaune cāhie.</i>
विद्यार्थियों को	<i>vidyārthiyō ko</i>	अच्छा	<i>acchā</i>	पानी चाहिए।	<i>pānī cāhie.</i>
औरतों को	<i>auratō ko</i>	बढ़िया	<i>barhiyā</i>	पैसा चाहिए।	<i>paisā cāhie.</i>

नमूना *namunā* Example

रमेश को मीठी चाय चाहिए। *rameś ko mīṭhī cāy cāhie.* Ramesh wants sweet tea.

जवाब *javāb* The answers

- 1 .....
- 2 .....
- 3 .....
- 4 .....
- 5 .....
- 6 .....
- 7 .....
- 8 .....
- 9 .....
- 10 .....

## 4: चार – ढाबे में

### cār - dhābe mẽ Four - In a ḡhāba

**In this lesson we will look at:**

**How to talk about possessing things**

**How to talk about having relatives and parts of the body**

**How to talk about inanimate objects and possession**

**How to give commands and make requests**

**The difference between politeness and respect**

#### बातचीत-4a: आपके पास है? *āpke pās hai? Do you have?*

Context: Ben and Jill meet Mahesh and Reena for a meal in a *ḡhābā*, a simple Indian restaurant.

बेन क्या खाना है?

वैटर सब्ज़ी, दाल, रोटी, नान, चावल, बिरियानी।

जिल क्या रायता है?

वैटर जी हाँ रायता है, स्पेशल थाली में सब्ज़ी, दाल, नान, बिरियानी और रायता है, आपको चाहिए?

जिल हाँ, ठीक, हमको चार स्पेशल थाली चाहिए।

महेश जिल, क्या आपके पास वे हैं? मतलब, आपके घर की तस्वीरें?

जिल नहीं, मेरे पास नहीं है, बेन के पास है, बेन तुम्हारे पास हमारे फ़ोटो हैं?

बेन हाँ, इस फ़ोटो में मेरा परिवार है।

रीना आपके कितने भाई बहन हैं?

बेन मेरे दो भाई और एक बहन है। इस फ़ोटो में हमारा घर है।

महेश बहुत बड़ा है! आपके घर में कितने कमरे हैं?

बेन मेरे घर में छै कमरे हैं।

*ben kyā khānā hai?*

*vaiṭar sabzī, dāl, rotī, nān, cāval, biriyānī.*

*jil kyā rāytā hai?*

*vaiṭar jī hā, rāytā hai, speśal thālī mẽ sabzī, dāl, nān, biriyānī aur rāytā hai, āpko cāhie?*

*jil hā, ṭhīk, hamko cār speśal thālī cāhie.*

*maheś jil, kyā āpke pās ve hāi? matlab, āpke ghar kī tasvīrē?*

*jil nahī, mere pās nahī hai, ben ke pās hai, ben tumhāre pās hamāre photo hāi?*

*ben hā, is photo mẽ merā parivār hai.*

*rīnā āpke kitne bhāi bahan hāi.*

*ben mere do bhāi aur ek bahan hai. is foṭo mẽ hamārā ghar hai.*

*maheś bahut baṛā hai! āpke ghar mẽ kitne kamre hāi?*

*ben mere ghar mẽ chai kamre hāi.*

- Ben What food is there?  
 Waiter Vegetable, dal, roti, naan, rice, biriyani.  
 Jill Is there raita?  
 Waiter Yes, there is raita, in the special thali there is vegetable, dal, naan, biriyani and raita, do you want it?  
 Jill Yes, okay, we want four special thali.  
 Mahesh Jill, do you have them? I mean, pictures of your house?  
 Jill No, I don't have, Ben has, Ben do you have our photos?  
 Ben Yes, my family is in this photo.  
 Reena How many brothers and sisters do you have?  
 Ben I have two brothers and one sister. My home is in this photo.  
 Mahesh It is very big! How many rooms does your house have?  
 Ben My house has six rooms.

Notes

At one point Mahesh begins a phrase with मतलब *matlab* nm. **meaning**. This is a word that people often start statements with to mean something like 'what I mean is'. However, like 'um' it is sometimes just said to provide a pause for thought.

#### ☑ Topic 4a.1: मेरे पास है *mere pās hai*: I have (Possession)

Hindi does not have a way of expressing possession like the English 'have' and in Hindi to say 'I have a car' and 'I have a brother' are quite different.

**Transferable possessions** are said to be 'near' to the possessor:

दीपक के पास किताबें हैं।  
*dīpak ke pās kitābē haī.*

**Deepak has books.** (literally: There are books near Deepak.)

**Permanent possessions:** said to be 'of' the possessor:

दीपक के तीन बच्चे हैं।  
*dīpak ke tīn bacce haī.*

**Deepak has three children.** (lit. 'There are three children of Deepak')

There are also usages where English uses 'have' but Hindi uses 'in' or 'of' or 'to'. In particular if one inanimate thing 'has' other things, then they are normally either in it, or sometimes 'of' it. Whilst when something is possessed which is abstract, in the sense of you could not point at it, then it is said to be 'to' the possessor.

**Inanimate possessions:** said to be 'in' or 'of' the thing:

गाड़ी में चार दरवाज़े हैं।

*gārī mẽ cār darvāze hai.*

**The car has four doors** (lit. 'there are four doors in the car')

Possession of abstract qualities: said to be 'to' the possessor:

मुझको जुकाम है।

*mujhko zukām hai.*

**I have a cold.** (lit. 'to me cold is')

So whilst English has a simple system using the verb to have, Hindi turns out to have a rather more complicated take on this issue. Let's look at it in more detail.

### ☑ Topic 4a.2: मेरे पास किताब है *mere pās kitāb hai: I have a book*

To say someone possesses a transferable possession you put the postposition के पास *ke pās* after the person who possesses the thing. The literal meaning of के पास *ke pās* is **near** but people say that something is 'near to them' when they want to say that they possess a transferable object.

रमेश के पास मारुति ज़ेन गाड़ी है। *rameś ke pās māruti zen gārī hai,*

**Ramesh has a Maruti Zen car.**

मेरे पास दस रुपये हैं। *mere pās das rupaye hai.*

**I have ten rupees.**

In Hindi you are saying 'There is a car near Ramesh' so the verb agrees with the number of the things possessed not with the possessor. You also need to know the following combinations of possessive pronouns and के पास *ke pās*.

मेरे पास	<i>mere pās*</i>	I have
तेरे पास	<i>tere pās*</i>	you have (intimate)
इसके पास	<i>iske pās</i>	s/he/it has (near)
उसके पास	<i>uske pās</i>	s/he/it has (far)
हमारे पास	<i>hamāre pās*</i>	we have
तुम्हारे पास	<i>tumhāre pās*</i>	you have (familiar)
आपके पास	<i>āpke pās</i>	you have (formal)
इनके पास	<i>inke pās</i>	s/he has (polite plural) or they have (near)
उनके पास	<i>unke pās</i>	s/he has (polite plural) or they have (far)
किसके पास	<i>kiske pās</i>	who has?

Note in the cases marked with asterisks the word के *ke* is not expressed. The most common case of this is that to say **I have** you say मेरे पास *mere pās*.

मेरे पास तीन बड़ी किताबें हैं। *mere pās tīn baṛī kitābē hai.*

**I have three big books.**

क्या आपके पास पाँच रुपये हैं? *kyā āpke pās pāc rupaye hai?*

**Do you have five rupees?**

जी नहीं, लेकिन उसके पास दस रुपये हैं। *jī nahī, lekin uske pās das rupaye hai.*

**No, but s/he has ten rupees.**

हमारे पास खाना है। *hamāre pās khānā hai.*

**We have food.**

To say you don't have something you just put नहीं *nahī* before the verb.

मेरे पास मिठाई नहीं है।

*mere pās miṭhāī nahī hai,*

**I don't have any sweets.**

उसके पास सिग्रेट नहीं है।

*uske pās sigreṭ nahī hai.*

**He doesn't have a cigarette.**

### ☑ Topic 4a.3: When to use के पास *ke pās* to mean: to have

The use of के पास *ke pās* to mean 'to have' needs to satisfy two conditions, first that the thing is transferable, and second, from an English speakers viewpoint that you would use 'to have' in the context. It is quite different to say 'I have a book' and 'This is my book'. In the first you would use के पास *ke pās* in the second you would just use a possessive pronoun.

But remember that के पास *ke pās* can also mean **near**.

स्टेशन नई सड़क के पास है। *ṣṭeśan naī saṛak ke pās hai.*

**The station is near New Street.**

(not: the station has New Street!)

आगरा दिल्ली के पास है। *āgrā dillī ke pās hai.*

**Agra is near Delhi.**

You can normally tell whether it means 'near' or 'have' by the context, the के पास *ke pās* will follow a noun which does not relate to a person when it means 'near' and follow a person when it means 'to have'.

रमेश गाड़ी के पास है। *rameś gārī ke pās hai.*

**Ramesh is near the car.**

रमेश के पास गाड़ी है। *rameś ke pās gārī hai.*

**Ramesh has a car.**

Summary: you can think of there being two conditions that need to be met for the use of के पास *ke pās*. First, the thing is transferable, and second that in the same context in English you would use 'have' in English. For instance:

यह मेरी किताब है । *yah merī kitāb hai*. **This is my book.**

A transferable possession but no use of ‘have’ in the English equivalent.

मेरे पास एक किताब है । *mere pās ek kitāb hai*. **I have one book.**

A transferable possession and use of ‘have’ in the English equivalent. You might find both constructions in one sentence in fact. For instance if you lent your book to somebody later you could ask them:

क्या आपके पास मेरी किताब है?

*kyā āpke pās merī kitāb hai?*

**Do you have my book.**

#### ☑ **Topic 4a.4: मेरे दो भाई हैं** *mere do bhāī haī: I have two brothers*

In English we say things like ‘Ravi has a brother’, in Hindi this would be expressed by saying.

रवि का एक भाई है । *ravi kā ek bhāī hai*.

**Ravi has a brother.** (lit. ‘Ravi’s one brother is’)

It is vital to note that when talking about having relatives and parts of the body you express the relationship by saying they are ‘of’ you, never that they are ‘near’ you. We have already discussed possessive pronouns but now you need to learn how the use of the postposition का *kā*. For instance:

आपके कितने भाई हैं ? *āpke kitne bhāī haī?*

**How many brothers do you have?**

मेरे तीन भाई हैं । *mere tīn bhāī haī*.

**I have three brothers.**

This is also how you can talk about other sorts of relationship as well, like the price of something, or something’s price, you express this in Hindi by using the word का *kā*.

The postposition का *kā* acts very like the ‘s in English.

चीनी की कीमत क्या है? *cīnī kī qīmat kyā hai?*

**What is the price of sugar?** (literally: sugar’s price what is?)

The word का *kā* has three forms का *kā*, के *ke*, की *kī*. When agreement is with a masculine singular noun it takes the form का *kā* when it is plural it takes the form के *ke*, for instance with बेटा *beṭā* son

राम का बेटा *rām kā beṭā*

**Ram’s son**

राम के बेटे *rām ke beṭe*

**Ram’s sons**

When agreement is with a feminine singular or plural then का *kā* takes the form की *kī*; here it agrees with बेटी *beṭī* daughter and बेटियाँ *beṭiyā* daughters:

राम की बेटी *rām kī beṭī*

**Ram's daughter.**

राम की बेटियाँ *rām kī beṭiyā̃*

**Ram's daughters.**

☐ **Topic 4a.5: कमरे में क्या है *kamre mē kyā hai: What's in the room?***

Inanimate objects cannot 'possess' other things using के पास *ke pās*. In Hindi if you want to talk about this kind of possession you do not use the के पास *ke pās* construction. Instead you rephrase the sentence in an alternative construction using **in**. For instance:

रसोईघर में दो दरवाज़े हैं। *rasoīghar mē do darvāze hai.*

either: **The kitchen has two doors.**

or: **There are two doors in the kitchen.**

भारत में सुंदर नदियाँ हैं। *bhārat mē sundar nadiyā̃ hai.*

either: **India has beautiful rivers in it.**

or: **There are beautiful rivers in India.**

बगीचे में चार पेड़ हैं। *bagīche mē cār peṛ hai.*

either: **The garden has four trees in it.**

or: **There are four trees in the garden.**

उस ट्रेन में ग्यारह डिब्बे हैं। *us tren mē gyārḥ ḍibbe hai.*

either: **That train has eleven carriages in it.**

or: **There are eleven carriages in that train.**

इस बोतल में साफ़ पानी है। *is botal mē sāf pānī hai.*

either: **This bottle has clean water in it.**

or: **There is clean water in this bottle.**

In the case of animals it is sometimes uncertain what usage is to be preferred, but in general you can't use के पास *ke pās* to denote possession with animals unless its in a situation like a children's story where the animals behave like people. So to say **The cat has a bell on its collar** you would say:

बिल्ली के गले में घण्टी है।

*billī ke gale mē ghaṇṭī hai.*

**There is a bell in the collar of the cat.**

(lit. 'cat's neck in bell is')

**बातचीत-4b: यह देखो yah dekho Look at this**

Ben and Jill continue showing their photographs to Mahesh and Reena in the restaurant.

- रीना      बताइए, क्या आपका घर शहर में है?  
 बेन      नहीं, मेरा घर शहर के पास है, गाँव में है। जिल, रीना को आपके घर के बारे में बताओ।
- जिल      देखिए रीना, इस फ़ोटो में मेरा घर है, वह शहर के बीच में है।  
 महेश      अरे यह देखो रीना, इस फ़ोटो में बेन भारत में है।  
 बेन      नहीं महेश, उस फ़ोटो में मैं सिंगापुर के 'लिट्ल इंडिया' में हूँ।  
 महेश      व़ैटर, खाना जल्दी लाओ।  
 व़ैटर      हाँ जी, पहले पानी लीजिए।  
 जिल      मुझे नल का पानी नहीं चाहिए, मुझको मिनरल वाटर दीजिए।  
 महेश      हाँ, हमको भी मिनरल वाटर दो।  
 बेन      जिल, फ़ोटो थैले में रखो, अब खाना खाओ।
- rīnā      batāie, kyā āpkā ghar śahar mē hai?*  
*ben      nahī, merā ghar śahar ke pās hai, gāv mē hai. jil, rīnā ko āpke ghar ke bāre mē batāo.*
- jil      dekhie rīnā, is foṭo mē merā ghar hai, vah śahar ke bīc mē hai.*  
*maheś      are yah dekho rīnā, is foṭo mē ben bhārat mē hai.*  
*ben      nahī maheś, us foṭo mē māī singāpur ke 'liṭl iṇḍiyā' mē hū.*  
*maheś      vaiṭar, khānā jaldī lāo.*  
*vaiṭar      hā jī, pahle pānī lījie.*  
*jil      mujhe nal kā pānī nahī cāhie, mujhko minral vāṭar dije.*  
*maheś      hā, hamko bhī minral vāṭar do.*  
*ben      jil, foṭo thaile mē rakho, ab khānā khāo.*
- Reena      Tell me, is your home in the city?**
- Ben      No, my house is near the city, in a village. Jill, tell Reena about your home.**
- Jill      Look Reena, my home is in this photo, it is in the middle of the city.**
- Mahesh      Hey, look at this Reena, in this photo Ben is in India.**
- Ben      No Mahesh, in that photo I am in Singapore's 'little India'.**
- Mahesh      Waiter, bring the food quickly.**
- Waiter      Yes sir, first take water.**
- Jill      I don't want tap water, give me mineral water.**
- Mahesh      Yes, give us mineral water as well.**

Ben Jill, put the photos in the bag, eat now.

### ☑ Topic 4b.1: Talking about actions (verbs, infinitives and stems)

In glossaries, vocabularies and dictionaries you will find verbs in a form that ends in – ना *-nā*, this can be called the infinitive. If you remove the - ना *-nā* you are left with what is called the stem of the verb, which is often used to make different forms of the verb.

These are twelve common verbs that it is worth remembering to begin with.

आना	<i>ānā</i>	to come	देना	<i>denā</i>	to give
करना	<i>karnā</i>	to do	पूछना	<i>pūchnā</i>	to ask
कहना	<i>kehnā</i>	to say	बैठना	<i>baiṭhnā</i>	to sit
खाना	<i>khānā</i>	to eat	लाना	<i>lānā</i>	to bring
जाना	<i>jānā</i>	to go	लिखना	<i>likhnā</i>	to write
देखना	<i>dekhnā</i>	to see	लेना	<i>lenā</i>	to take

### ☑ Topic 4b.2: Please, politeness and respect

Traditionally in Hindi people did not use कृपया *kṛpayā*, **please** very much but now under the influence of English its use is increasing. In the same way people did not use धन्यवाद *dhanyvād* **thank you** in everyday informal situations. Some people nowadays use शुक्रिया *śukriyā*, an alternative word of Arabic origin as a less formal word for **thank you**. However, people often just say something like ठीक *thīk* **okay** when they are given change or whatever. To some extent due to the influence of English, and because they expect English speakers to say it, the use of धन्यवाद *dhanyvād* is becoming more common.

However, you should bear in mind that politeness and respect are not the same things. You can be polite to a child, but not show respect to them, and you can show respect to an elder, but still not really be polite to them. So in the next session remember that तू *tū*, तुम *tum* आप *āp* show levels of respect to people, and any level of address can be regarded as implying ‘please’ if you use them in a way that is polite, by using a soft tone of voice or other expression of attitude to whoever you are talking to.

### ☑ Topic 4b.3: Giving commands (imperatives)

There are different ways of giving commands in Hindi which correspond to the three levels at which you would address somebody तू *tū*, तुम *tum* आप *āp*.

The तू *tū* form of imperative, this is simply the stem of the verb, so:

इधर आ

*idhar ā!*

**Come over here!**

उधर बैठ

*udhar baiṭh*

**Sit over there!**

Like तू *tū* itself, this form of imperative can be rather rude. Its use should therefore be restricted to instances where it is appropriate.

The तुम *tum* form of imperative

This is formed by adding the sound -ओ -*o* to the stem of the verb. It should normally be used in contexts where you would address someone as तुम *tum*.

इधर आओ।

*idhar āo*

**Come over here.**

उधर बैठो।

*udhar baiṭho*

**Sit over there.**

Note that as in these examples after verb stems ending in -आ the sound is added with -ओ -*o* but after verb stems ending in a consonant it is added with ो -*o*.

The आप *āp* form of imperative

This is formed by adding the sound -इए -*ie* (it can also be written -इये -*ie*) to the stem of the verb. As it corresponds to a respectful and polite form of address it is normally like saying please do [something] in English. For instance:

इधर आइए।

*idhar āie*

**Please come over here.**

उधर बैठिए।

*udhar baiṭhie*

**Please sit over there.**

After verb stems ending in -आ -*a* the sound is added with -इए -*ie* but after verb stems ending in a consonant it is added as stem + ि + consonant + ए.

#### ☑ **Topic 4b.4: Irregular imperatives**

Four common verbs have special irregular आप *āp* imperatives

देना	<i>denā</i>	<b>to give</b>	दीजिए	<i>dījie</i>	<b>please give</b>
लेना	<i>lenā</i>	<b>to take</b>	लीजिए	<i>lījie</i>	<b>please take</b>
पीना	<i>pīnā</i>	<b>to drink</b>	पीजिए	<i>pījie</i>	<b>please drink</b>
करना	<i>karnā</i>	<b>to do</b>	कीजिए	<i>kījie</i>	<b>please do</b>

A possible way to memorise which verbs are irregular is to remember the phrase *di-li-pi-ki*. For instance:

यह काम कीजिए।

*yah kām kījie.*

**Please do this work.**

राम को पैसे दीजिए।

*rām ko paise dījie.*

**Please give money to Ram.**

चाय पीजिए।

*cāy pījie.*

**Please drink tea.**

ये किताबें लीजिए।

*ye kitābē lījie.*

**Please take these books.**

Also note the following points:

Verb stems that end in -ऊ -ū the stem is shortened to -उ -u before the imperative. i.e. छूना *chūnā*, **to touch** becomes छुओ *chuo*, छुइए *chuie*.

फूल को मत छुओ

*phūl ko mat chuo*

**Don't touch the flowers**

मुझको मत छुओ

*mujhko mat chuo*

**Don't touch me**

Verb stems that end in -ई -ī shorten the -ई -ī to -इ -i before the -ओ -o ending, so पीना *pīnā* becomes पियो *piyo*. For instance:

रवि, चाय पियो

*ravi, cāy piyo*

**Ravi, drink tea**

The verbs लेना *lenā* and देना *denā* have irregular तुम *tum* imperative forms which are लो *lo* and दो *do*. For instance:

उसको तीन रुपये दो।

*usko tīn rupaye do.*

**Give him three rupees.**

एक ग्लास दूध लो।

*ek glās dūdh lo.*

**Take a glass of milk.**

**☑ Topic 4b.5: The ceremonial imperative and the future imperative**

In very formal situations people make the आप *āp* form of the imperative even more polite by adding -गा *-gā* to the end of it. This makes the request similar to the English

**Would you be so kind as.....**

इधर आइएगा।  
*idhar āieḡā.*

**Would you be so kind as to come over here.**

उधर बैठीएगा।  
*udhar baiṭhieḡā.*

**Would you be so kind as to please sit over there.**

Statements like **drink Coca-Cola** or **learn Hindi quickly** are often expressed using the infinitive of the verb. This can be understood as a general directive not aimed at any particular person. Some people also view it as a form of polite request for something to be done in the future. For instance:

चाय पीना।  
*cāy pīnā.*

**Drink tea.**

हिन्दी जल्दी सीखना।  
*hindī jaldī sīkhnā.*

**Learn Hindi quickly.**

संतरे देना।  
*santare denā.*

**Give oranges.**

कल फिर आना।  
*kal phir ānā.*

**Come again tomorrow.**

**☑ Topic 4b.6: मत *mat* and न *na*: don't and do not**

To say **don't do** something add the word मत *mat* or न *na* before the imperative. It was traditionally held that मत *mat* was more emphatic than न *na* and that मत *mat* is normally appropriate for तू *tū* and तुम *tum* forms of imperative and न *na* is normally appropriate for आप *āp* and ceremonial forms of imperative. However, nowadays many people use मत *mat* all the time. For instance:

अब खाना मत खाओ।  
*ab khānā mat khāo.*

**Don't eat now.**

सिगरेट न पीना।

*sigreṭ na pīnā.*

**Don't smoke cigarettes.**

खिड़कियाँ न खोलिए।

*khirkiyā̃ na kholie.*

**Please don't open windows.**

उसकी बात मत सुनो।

*uskī bāt mat suno.*

**Don't listen to him/her.**

Note in Hindi people **drink** cigarettes, there is no verb **to smoke**. Also that in Hindi you listen to people's बात *bāt* nf. **speech**, not to them.

### पाठ चार शब्दावली Lesson 4: Vocabulary (74 words)

अब *ab* adv. now

आदर *ādar* nm. respect; आदर देना *ādar denā* to show respect

आना *ānā* vi. to come

इधर *idhar* adv. hither, over here, here

उधर *udhar* adv. thither, over there, there

के पास *ke pās* ppn. near, to 'have'; to go 'to' to a person

कुड़ा *kuḍā* nm. rubbish; कुड़ा दान *kuḍā dān* nm. rubbish bin

कृपया *kṛpayā* adv. please ( from कृपा *kṛpā* nf. mercy)

कमरा *kamrā* nm. room; सोने का कमरा *sonē kā kamrā* bedroom, बैठक *baiṭhak* living room

करना *karnā* vt. to do

कहना *kehṇā* vt. to say, to utter meaningful speech

का *kā* ppn. of

कीमत *qīmat* nf. price

खोलना *kholnā* vt. to open

गला *galā* nm. neck

ग्लास *glās* nm. glass (may be made of metal, but always without a handle)

गाड़ी *gārī* nf. vehicle, car, train, bus, etc.

घण्टी *ghaṇṭī* nf. bell

छूना *chūnā* vt. to touch

जुकाम *zūkām* nm. cold, flu

ज़्यादा *zyādā* adj. & adv. adj. more, very much, too much; adv. more, much

जल्दी *jaldī* adv. quickly; जल्दी जाना *jaldī jānā* vi. to go quickly

जाना *jānā* vi. to go

देखना *dekhnā* vt. to see

देना *denā* vt. to give

दाल *dāl* nf. dal, lentils

दीपक *dīpak* nm. Deepak, man's name (also nm. a lamp)

दीवार *dīvār* nf. wall

न *na* adv. don't with the imperative

नदी *nadī* nf. river

नया *nayā* adj. new

नान *nān* nf. naan, a sort of bread

पूछना *pūchnā* vt. to ask

पेड़ *per* nm. tree

पता *patā* nm. address; information, whereabouts

पीना *pīnā* vt. to drink

फूल *phūl* nm. flower

फिर *phir* adv. again, once more; फिर भी *phir bhī* even so, however

फोटो *foto* nm. photo

बगीचा <i>bagīcā</i> nm. garden	yogurt and cucumber
बेटा <i>beṭā</i> nm. son	रोटी <i>roṭī</i> nf. roti, bread
बेटी <i>beṭī</i> nf. daughter	लेकिन <i>lekin</i> cj. but
बैठक <i>baiṭhak</i> nm. living room (or sitting room)	लेना <i>lenā</i> vt. to take
बैठना <i>baiṭhnā</i> vi. to sit	लाना <i>lānā</i> vt. to bring (used without ने in perfective)
बैथरूम <i>baiṭhrūm</i> nm. bathroom	लिखना <i>likhnā</i> vt. to write
बात <i>bāt</i> nf. speech, thing said, matter, thing	शुक्रिया <i>śukriyā</i> nm. thankyou
बिरियानी <i>biriyānī</i> nf. biriyani, a type of rice dish	सड़क <i>saṛak</i> nf. street
भाई <i>bhāī</i> nm. brother	संतरा <i>santarā</i> nm. orange
मत <i>mat</i> adv. don't, negates imperative commands; nm. viewpoint, doctrine	सुंदर <i>sundar</i> adj. beautiful
मतलब <i>matlab</i> nm. meaning, significance	सुनना <i>sunnā</i> vt. to listen
मारुति ज़ेन <i>māruṭi zen</i> nm. Maruti Zen, a type of car	स्पेशल <i>speśal</i> adj. 'special', mostly used in reference to tea and food
मिट्टी <i>mittī</i> nf. dirt, earth, dust	सफ़ेद <i>safed</i> adj. white
रुपया <i>rupayā</i> nm. rupee, money	सेब <i>seb</i> nm. apple
रसोईघर <i>rasoīghar</i> nm. kitchen	सब्ज़ी <i>sabzī</i> nf. vegetable
रायता <i>rāytā</i> nm. raita, a type of dish of	सिग्रेट <i>sigreṭ</i> nf. cigarette
	सीखना <i>sīkhnā</i> vt. to learn (a skill, vs. पढ़ना <i>paṛhnā</i> to study)
	हरा <i>harā</i> adj. green



### 32 अभ्यास बत्तीस *abhyās battīs*: आपके कितने भाई हैं *āpke kitne bhāī haī* How many brothers do you have?

संदर्भ *sandarbh* context: You have met Ravi and he is asking you about your family and where you live. Imagine you have one elder brother and one younger and one elder younger sister and one younger.

निर्देश *nirdeś* instructions: complete the answers to Ravi's questions. Follow the cues to make up your answers.

नमुना *namunā* example:

आपके कितने भाई हैं?

मेरे दो भाई हैं।

*āpke kitne bhāī haī?*

*mere do bhāī haī.*

**How many brothers do you have?**

[*cue: I have two brothers.*]

सवाल *savāl* questions:

- |    |  |   |
|----|--|---|
| 1  | दोनों बड़े भाई हैं?<br><i>donō baṛe bhāī haī?</i>                        | <i>No, I have one big and one small brother .</i> |
| 2  | आपकी कितनी बहनें हैं?<br><i>āpkī kitnī bahenē haī?</i>                   | <i>I have two sisters.</i>                        |
| 3  | दोनों बड़ी बहनें हैं?<br><i>donō baṛe bahenē haī?</i>                    | <i>No, I have one big and one small sister.</i>   |
| 4  | आपके बड़े भाई का नाम क्या है?<br><i>āpke baṛe bhāī kā nām kyā hai?</i>   | <i>My brother's name is Jim.</i>                  |
| 5  | आपके छोटे भाई का नाम क्या है?<br><i>āpke choṭe bhāī kā nām kyā hai?</i>  | <i>My brother's name is Tim.</i>                  |
| 6  | आपकी बड़ी बहन का नाम क्या है?<br><i>āpkī baṛī bahen kā nām kyā hai?</i>  | <i>My sister's name is Kim.</i>                   |
| 7  | आपकी छोटी बहन का नाम क्या है?<br><i>āpkī choṭī bahen kā nām kyā hai?</i> | <i>My small sister's name is Tina.</i>            |
| 8  | आपके पिताजी का नाम क्या है?<br><i>āpke pitājī kā nām kyā hai?</i>        | <i>My father's name is Fred.</i>                  |
| 9  | आपकी माताजी का नाम क्या है?<br><i>āpkī mātājī kā nām kyā hai?</i>        | <i>My mother's name is Rose.</i>                  |
| 10 | आपका घर कहाँ है?<br><i>āpkā ghar kahā hai?</i>                           | <i>Our home is in Singapore.</i>                  |
| 11 | आपके पिताजी कहाँ हैं?<br><i>āpke pitājī kahā haī?</i>                    | <i>My father is in Singapore.</i>                 |

### 33 अभ्यास तैंतीस *abhyās taiṭīs*: आपके घर में कितने कमरे हैं? *āpke ghar mē kitne kamre hāi?* How many rooms does your house have?

संदर्भ context: Now Ravi wants to know more about these things in your home.

कमरा	सोने का कमरा	बैठक	रसोईघर	बैथरूम
<i>kamrā</i>	<i>sonē kā kamrā</i>	<i>baiṭhak</i>	<i>rasoighar</i>	<i>bathrūm</i>
<b>room</b>	<b>bedroom</b>	<b>living room</b>	<b>kitchen</b>	<b>bathroom</b>
बगीचा	पेड़	शहर	गाँव	फूल
<i>bagīcā</i>	<i>peṛ</i>	<i>śahar</i>	<i>gāv</i>	<i>phūl</i>
<b>garden</b>	<b>tree</b>	<b>city</b>	<b>village</b>	<b>flower</b>

निर्देश *nirdeś* instructions: Make up the answers on the basis of the cues.

नमुना *namunā* example:

आपके घर में कितने कमरे हैं?

मेरे घर में छै कमरे हैं।

*āpke ghar mē kitne kamre hāi?*

*mere ghar mē chhai kamre hāi.*

How many rooms does your house have?

*My home has six rooms.*

सवाल *savāl* questions:

1 आपके घर में कितने सोने के कमरे हैं?

*āpke ghar mē kitne sonē ke kamre hāi? My home has three bedrooms.*

2 आपके घर में कितने बैठक हैं?

*āpke ghar mē kitne baiṭhak hāi? My home has two living rooms.*

3 आपके घर में कितने बैथरूम हैं?

*āpke ghar mē kitne baiṭhrūm hāi? My home has two bathrooms.*

4 आपके घर में कितने रसोईघर हैं?

*āpke ghar mē kitne rasoighar hāi? My home has one bathroom.*

5 क्या बगीचा है?

*kyā bagīcā hai? Yes, there is a garden.*

6 बगीचे में क्या है?

*bagīce mē kyā hai? There are flowers and fruits in the garden.*

7 क्या आपका घर शहर में है?

*kyā āpkā ghar śahar mē hai? My home is in a village.*

8 क्या आपका घर स्टेशन के पास है?

*kyā āpkā ghar śṭeśān ke pās hai? Yes, my home is near a station.*

9 क्या आपका घर बड़ा है?

*kyā āpkā ghar barā hai? No, my home is not big.*

10 क्या आपके पास गाड़ी है?

*kyā āpke pās gārī hai? Yes, I have a car.*

**34 अभ्यास चौतीस *abhyās caūtīs* 34: जा जाओ जाइए *jā jāo jāie* Go! Go, go!**

संदर्भ *sandarbh* context: start by practicing changing verbs into the three forms of commands that correspond to the तू *tū* तुम *tum* and आप *āp* forms of address.

निर्देश *nirdeś* instructions: Write out and record the three command forms of each of these verbs.

Example:

नमुना	जाना	<b>to go</b>	तू <i>tū</i> form	तुम <i>tum</i> form	आप <i>āp</i> form
<i>namunā</i>	<i>jānā</i>		जा <i>jā</i>	जाओ <i>jāo</i>	जाइए <i>jāie</i>

सवाल *savāl* questions:

			तू <i>tū</i> form	तुम <i>tum</i> form	आप <i>āp</i> form
1	आना	<b>to come</b>			
	<i>ānā</i>				
2	करना	<b>to do</b>			
	<i>karnā</i>				
3	कहना	<b>to say</b>			
	<i>kehnā</i>				
4	खाना	<b>to eat</b>			
	<i>khānā</i>				
5	जाना	<b>to go</b>			
	<i>jānā</i>				
6	देखना	<b>to see</b>			
	<i>dekhnā</i>				
7	देना	<b>to give</b>			
	<i>denā</i>				
8	पूछना	<b>to ask</b>			
	<i>pūchnā</i>				
9	बैठना	<b>to sit</b>			
	<i>baiṭhnā</i>				
10	लाना	<b>to bring</b>			
	<i>lānā</i>				
11	लिखना	<b>to write</b>			
	<i>likhnā</i>				
12	लेना	<b>to take</b>			
	<i>lenā</i>				

### 35 अभ्यास पैतीस *abhyās paītīs*: बड़े भाई *barē bhāī* Big Brother

संदर्भ *sandarbh* context: When you come home your bossy elder brother is always telling you what to do.

निर्देश *nirdeś* instructions: Complete your brother's commands as in the example तुम *tum* forms for commands.

नमुना *namunā* example:

Come in!	अंदर	अंदर आओ।
	<i>andar</i>	<i>andar āo!</i>

सवाल *savāl* questions:

- |    |                        |                     |
|----|------------------------|---------------------|
| 1  | Come here!             | इधर                 |
|    |                        | <i>idhar</i>        |
| 2  | Bring tea!             | चाय                 |
|    |                        | <i>cāy</i>          |
| 3  | Open the window!       | खिड़की              |
|    |                        | <i>khīrkī</i>       |
| 4  | Eat food!              | खाना                |
|    |                        | <i>khānā</i>        |
| 5  | Don't Look at the TV!  | टीवी मत             |
|    |                        | <i>tīvī mat</i>     |
| 6  | Write my essay!        | मेरा निबन्ध         |
|    |                        | <i>merā nibandh</i> |
| 7  | Give me Money!         | मुझको पैसा          |
|    |                        | <i>mujhko paisā</i> |
| 8  | Keep quiet! (चुप रहना) | चुप                 |
|    | <i>(cup rahnā)</i>     | <i>cup</i>          |
| 9  | Sit there              | उधर                 |
|    |                        | <i>udhar</i>        |
| 10 | Leave here!            | यहाँ से             |
|    |                        | <i>yahā se</i>      |

**36 अभ्यास चौतीस *abhyās chaūṭīs*: तुम से आप *tum se āp* From you to you**

संदर्भ *sandarbh* context: Listed here are ten commands you might give to a younger brother or sister, change their form so they appropriate for when you ask a parent to do something.

निर्देश *nirdeś* instructions: Change the examples so that they use the आप *āp* forms for commands.

नमुना *namunā* example:

रवि, यहाँ बैठो।

*ravi, yahā̃ baiṭho*

Ravi, sit here.

माताजी, यहाँ बैठिए।

*mātājī, yahā̃ baiṭhie.*

Mother, sit here.

सवाल *savāl* questions:

1 कल आओ।

*kal āo.*

2 चाय लाओ।

*cāy lāo.*

3 खिड़की खोलो

*khirkī kholo.*

4 खाना खाओ।

*khānā khāo.*

5 तस्वीर देखो।

*tasvīr dekho.*

6 शब्द लिखो।

*śabd likho.*

7 मुझको पैसा दो।

*mujhko paisā do.*

8 समोसे लो।

*samose lo.*

9 दूध पियो।

*dūdh piyo.*

10 काम करो।

*kām karo.*

**37 अभ्यास सैंतीस *abhyās saītīs*: मिट्टी मत खाओ *mittī mat khāo* Don't eat dirt**

संदर्भ *sandarbh* context: You are looking after a small child and it wants to do all of sorts of things which it should not do. A friend has told you how to say not to do things in a way that is appropriate to elders but now you have to say the same things in the तुम *tum* form of address.

निर्देश *nirdeś* instructions: Change the first sentence into its तुम *tum* form.

नमुना *namunā* example:

मिट्टी न खाइए।  
*mittī na khāie.*

**Don't eat dirt**

मिट्टी मत खाओ।  
*mittī mat khāo.*

**Don't eat dirt**

सवाल *savāl* questions:

- 1 बगीचे में न जाइए।  
*bagīce mẽ na jāie.*
- 2 कुत्ते का गेंद न दीजिए।  
*kutte ko gend na dījie.*
- 3 दरवाज़ा न खोलिए।  
*darvāzā na kholie.*
- 4 मेरा खाना न खाइए।  
*merā khānā na khāie.*
- 5 टीवी को न देखिए।  
*tvī ko na dekhie.*
- 6 दीवार पर न लिखिए।  
*dīvār par na likhie.*
- 7 मुझको कुड़ा न दीजिए।  
*mujhko kuṛā na dījie*
- 8 ज़्यादा मिठाई न लीजिए।  
*zyādā miṭhāī na lījie.*
- 9 गंदा पानी न पीजिए।  
*gandā pānī na pījie.*
- 10 ख़राब काम न कीजिए।  
*khārāb kām na kījie.*

**38 अभ्यास अङ्गीस *abhyās arṭīs*: आदर देना *ādar denā* showing respect**

संदर्भ *sandarbh* context: how would the following people address each other when they all meet? The people are Mahesh (36), his wife Reena (34), their daughter Poonam (12) and an honoured guest Mr Varma (40).

निर्देश *nirdeś* instructions: Translate the following questions into Hindi, bearing in mind the different ages of the people. Example:

नमूना *namunā*                      Namaste Mr Varma, come in.                      नमस्ते वर्माजी, अंदर आइए।  
[Speaking as Mahesh ]                      *namaste varmājī andar āie.*

सवाल *savāl* questions:

- 1 [Speaking as Mahesh ] Namaste Mr Varma, please sit here.
- 2 [Speaking as Mahesh ] This is my wife Reena
- 3 [Speaking as Mahesh ] This is my daughter Poonam
- 4 [Speaking as Reena ] How are you Mr Varma?
- 5 [Speaking as Reena ] Would you take some tea Mr Varma?
- 6 [Speaking as Reena ] Poonam bring tea.
- 7 [Speaking as Reena ]Mahesh give Mr Varma tea.
- 8 [Speaking as Poonam ] Where is your house Mr Varma?
- 9 [Speaking as Poonam ] Where is your wife Mr Varma?
- 10 [Speaking as Mr Varma saying to Reena] What is your name?
- 11 [Speaking as Mr Varma saying to Poonam] What is your name?
- 12 [Speaking as Mr Varma saying to Poonam] Give me more tea.

### 39 अभ्यास उनतालीस *abhyās untālīs*: दिनेश की दुकान पर *dinesh kī dukān par* at Dinesh's shop

संदर्भ *sandarbh* context: You have gone to Dinesh's store to buy some things.

निर्देश *nirdeś* instructions: Put back the missing words in the transcript of the conversation and record and translate the dialogue. Example:

नमूना दिनेश की ---- पर। दिनेश की दुकान पर। At Dinesh's shop  
*namunā dinesh kī ---- par. dinesh kī dukān par.*

सवाल *savāl* questions:

आप	नमस्ते दिनेश, दूध की	क्या है ?
<i>āp</i>	<i>namaste dinesh, dūdh kī</i>	<i>kyā hai?</i>
दिनेश	दूध की क्रीमत दस	लीटर है।
<i>dinesh</i>	<i>dūdh kī qīmat das</i>	<i>lītar hai.</i>
आप	मुझको एक लीटर	दीजिए। की क्रीमत क्या है ?
<i>āp</i>	<i>mujhko ek lītar</i>	<i>dījie. kī qīmat kyā hai?</i>
दिनेश	दही की क्रीमत	रुपये किलो है।
<i>dinesh</i>	<i>dahī kī qīmat</i>	<i>rupaye kilo hai.</i>
आप	मुझको एक किलो दही	। बर्फी की क्रीमत क्या है ?
<i>āp</i>	<i>mujhko ek kilo dahī</i>	<i>. barfī kī qīmat kyā hai?</i>
दिनेश	की क्रीमत पचास	रुपये किलो है।
<i>dinesh</i>	<i>kī qīmat pacās</i>	<i>rupaye kilo hai.</i>
आप-	ठीक,	सौ ग्राम बर्फी दीजिए।
<i>āp</i>	<i>thīk,</i>	<i>sau grām barfī dījie.</i>
दिनेश-	अच्छा, दूध, दही और बर्फी	और मुझे पैंतीस रुपये ।
<i>dinesh</i>	<i>acchā, dūdh, dahī aur barfī</i>	<i>aur mujhe paītīs rupaye</i>
आप-	ये रुपये	
<i>āp</i>	<i>ye rupaye</i>	
दिनेश-	ठीक, नमस्ते।	
<i>dinesh</i>	<i>thīk, namaste.</i>	

**40 अभ्यास चालीस abhyās cālīs: उलटा शब्द ulṭā śabd opposite words**

संदर्भ *sandarbh* context: Your irritating brother insists on having the opposite of whatever you want in a shop. Sometimes his notion of opposite is a bit vague, but see what you can find that might be considered an opposite.

निर्देश *nirdeś* instructions: Complete what he says on the model of your request. Note the missing words are all in the vocabularies from lessons one to four.

नमुना *namunā* example:

मुझको काला कुरता चाहिए। मुझको ..... कुरता चाहिए। मुझको सफ़ेद कुरता चाहिए।  
*mujhko kālā kurtā cāhie. mujhko kurtā cāhie. mujhko safed kurtā cāhie.*

**I want a black kurta. I want a ..... kurta. I want a white kurta.**

सवाल *savāl* questions:

- |    |   |                        |                                 |
|----|---|------------------------|---------------------------------|
| 1  | मुझको गरम चाय चाहिए।<br><i>mujhko garam cāy cāhie.</i>      | मुझको<br><i>mujhko</i> | चाय चाहिए।<br><i>cāy cāhie.</i> |
| 2  | मुझे नल का पानी चाहिए।<br><i>mujhe nal kā pānī cāhie.</i>   | मुझे<br><i>mujhe</i>   | चाहिए।<br><i>cāhie.</i>         |
| 3  | मुझे बिल्ली चाहिए।<br><i>mujhe billī cāhie.</i>             | मुझे<br><i>mujhe</i>   | चाहिए।<br><i>cāhie.</i>         |
| 4  | मुझे बड़ी किताब चाहिए।<br><i>mujhe baṛī kitāb cāhie.</i>    | मुझे<br><i>mujhe</i>   | चाहिए।<br><i>cāhie.</i>         |
| 5  | मुझे खाना नहीं चाहिए।<br><i>mujhe khānā nahī cāhie.</i>     | मुझे<br><i>mujhe</i>   | चाहिए।<br><i>cāhie.</i>         |
| 6  | मुझको पैसा चाहिए।<br><i>mujhko paisā cāhie.</i>             | मुझे<br><i>mujhe</i>   | चाहिए।<br><i>cāhie.</i>         |
| 7  | मुझे जवाब चाहिए।<br><i>mujhe javāb cāhie.</i>               | मुझे<br><i>mujhe</i>   | चाहिए।<br><i>cāhie.</i>         |
| 8  | मुझे हरे सेब चाहिए।<br><i>mujhe hare seb cāhie.</i>         | मुझे<br><i>mujhe</i>   | चाहिए।<br><i>cāhie.</i>         |
| 9  | मुझे दूध की चाय चाहिए।<br><i>mujhe dūdh kī cāy cāhie.</i>   | मुझे<br><i>mujhe</i>   | चाहिए।<br><i>cāhie.</i>         |
| 10 | मुझे असली रोलेक्स चाहिए।<br><i>mujhe aslī roleks cāhie.</i> | मुझे<br><i>mujhe</i>   | चाहिए।<br><i>cāhie.</i>         |
| 11 | मुझको पैसा चाहिए।<br><i>mujhko paisā cāhie.</i>             | मुझे<br><i>mujhko</i>  | चाहिए।<br><i>cāhie.</i>         |

## 5: पाँच - टैक्सी में pāc - ṭaiksī mẽ Five - In a Taxi

In this lesson we will look at:

How to talk about actions

How to talk about likes and dislikes

How to describe things in the past

How to say things like first, second, third, etc.

How to talk about knowing

How to ask 'tag' questions asking for a confirmation of something

### बातचीत-5a: मुझे चाय पसंद है *mujhe cāy pasand hai I like tea*

Context: Rakesh, the taxi driver, is asking Jill and Ben about what they like and dislike about the city.

राकेश	आपको बनारस पसंद है?
जिल	जी, मुझे बनारस पसंद है। मुझे यहाँ रहना पसंद है।
राकेश	आपको शहर के बाजारों में खरीदारी करना अच्छा लगता है?
जिल	हाँ, यहाँ खरीदारी करना आसान है।
राकेश	आपको गलियों में इधर उधर जाना मुश्किल नहीं लगता?
जिल	नहीं, मुझे पैदल चलना अच्छा लगता है। आपको टैक्सी चलाना अच्छा लगता है?
राकेश	जी हाँ, लेकिन पहले मुझे ज़्यादा पसंद था, अब ट्राफ़िक ज़्यादा है, पहले कम था। देखो आगे जाम है।
जिल	क्या कोई दूसरा रास्ता नहीं है?
राकेश	एक ही रास्ता है जी।
<i>rākeś</i>	<i>āpko banāras pasand hai?</i>
<i>jil</i>	<i>jī, mujhe banāras pasand hai. mujhe yahā̃ rahnā pasand hai.</i>
<i>rākeś</i>	<i>āpko śahar ke bāzārō mẽ kharīdārī karnā acchā lagtā hai?</i>
<i>jil</i>	<i>hā̃, yahā̃ kharīdārī karnā āsān hai.</i>
<i>rākeś</i>	<i>āpko galiyō mẽ idhar udhar jānā muškil nahī lagtā?</i>
<i>jil</i>	<i>nahī, mujhe paidal calnā acchā lagtā hai. āpko ṭaiksī calānā acchā lagtā hai?</i>
<i>rākeś</i>	<i>jī hā̃, lekin pahle mujhe zyādā pasand thā, ab ṭrāfik zyādā hai, pahle kam thā. dekho āge jā̃m hai.</i>
<i>jil</i>	<i>kyā koī dūsrā rāstā nahī hai?</i>
<i>rākeś</i>	<i>ek hī rāstā hai jī.</i>

Rakesh Do you like Banaras?

Jill Yes, I like Banaras. I like staying here.

Rakesh Do you like shopping in the bazaars of the city?

Jill Yes, it is easy to shop here.

Rakesh Does going hither and thither in the alleyways seem difficult to you?

Jill No, I like walking. Do you like taxi driving?

Rakesh Yes, but I used to like it more, now there is too much traffic, previously there was less. Look, there is a jam up ahead.

Jill Is there no other way?

Rakesh There is only one way.

☑ **Topic 5a.1: टीवी देखना *ṭivī dekhnā*: watching TV (infinitives)**

When you want to say things like the English expressions **to watch/watching** in sentences like ‘I like to watch/watching films’ in Hindi you use the infinitive of a verb. In effect the infinitive acts like a masculine noun that means to do the action of the verb, for instance.

केदारनाथ तक जाना मुश्किल है।  
*kedārnāth tak jānā muśkil hai.*

**It is difficult to get as far as Kedarnath.**

or ‘To go as far as Kedarnath is difficult.’

इस होटल में शराब पीना मना है।  
*is hoṭel mē śarāb pīnā manā hai.*

**Drinking in this hotel is forbidden.**

or ‘In this hotel to drink alcohol is forbidden.’

हिन्दी लिखना आसान है, जापानी लिखना मुश्किल है।  
*hindī likhnā āsān hai, jāpānī likhnā muśkil hai.*

**To write Hindi is easy, to write Japanese is difficult.**

Like other nouns it needs to go into the oblique before postpositions.

खराब फ़िल्में देखने में क्या फ़ायदा है ?  
*khārāb filmē dekhe mē kyā fāydā hai?*

**What is the point in watching bad films?**

यह पीने का पानी है।  
*yah pīne kā pānī hai.*

**This is drinking water.**

To express the idea of ‘**in order to**’ do the action or ‘**for**’ the action you can also add the postpositions के लिए *ke lie* **for** or को *ko* **to**. But note that when the main verb

relates to arriving at a destination then the को *ko* or के लिए *ke lie* is often dropped. For instance:

मैं अब घर जाने के लिए तैयार हूँ।  
*maī ab ghar jāne ke lie taiyār hū.*  
**I am ready to go home now.**

☑ **Topic 5a.2: मुझे चाय पसंद है। *mujhe cāy pasand hai: I like tea***

You can say that you like something in this way:

मुझको चाय पसंद है। *mujhko cāy pasand hai.*  
**I like tea.**

The literal meaning of this is ‘to-me tea is liked’. It is similar to the construction we have already learned to express wanting, मुझको बिस्कुट चाहिए। *mujhko biskuṭ cāhie.* **I want a biscuit.** Some further examples:

क्या रवि को काफ़ी पसंद है ? *kyā ravi ko kāfī pasand hai?*

**Does Ravi like coffee?**

तुमको हिन्दी पसंद है ? *tumko hindī pasand hai?*

**Do you like Hindi?**

जी हाँ, उसको काफ़ी पसंद है। *jī hā, usko kāfī pasand hai.*

**Yes, he likes coffee.**

हाँ, मुझे हिन्दी पसंद है। *hā, mujhe hindī pasand hai.*

**Yes, I like Hindi.**

If what is liked is plural the verb changes to plural, as in है *hai* to हैं *hai*.

क्या आपको समोसे पसंद हैं ?

*kyā āpko samose pasand hai.*

**Do you like samosas?**

You can also say you don't like something by putting नहीं *nahī* **not** either before or after the word पसंद *pasand* **like**. It is more emphatic to use नहीं *nahī* not before पसंद *pasand* **like**, but mostly it is fine to put it just before the verb. The inclusion of है *hai* in statements like these makes them emphatic, and to add बिल्कुल *bilkul* **absolutely** before पसंद *pasand* makes them extremely emphatic.

मुझे मिठाई पसंद नहीं।  
*mujhe miṭhāī pasand nahī.*

**I don't like sweets.**

हमको शराब बिल्कुल पसंद नहीं है।  
*hamko śarāb bilkul pasand nahī hai.*

**We don't like wine at all.**

उसे बफ़्री पसंद नहीं है।

*use barfi pasand nahī hai.*

**He/she does not like barfi.**

☑ **Topic 5a.3: मुझे अच्छा लगता है *mujhe acchā lagtā ha: I like it***

Another very common way to say that you like something uses the phrase अच्छा लगना *acchā lagna*, ‘to feel good’, in a construction which means literally things like ‘to me music feels good’. The phrase अच्छा लगना *acchā lagna* takes the forms अच्छा लगता *acchā lagtā*, अच्छे लगते *acche lagte*, अच्छी लगती *acchī lagtī* to agree with the number and gender of the thing liked. For instance:

मुझको संगीत अच्छा लगता है। *mujhe sangīt acchā lagtā hai.*

**I like music.**

हमें भारत अच्छा लगता है। *hamē bhārat acchā lagtā hai.*

**We like India.**

आपको हिन्दी अच्छी लगती है ? *āpko hindi acchī lagtī hai*

**Do you like Hindi?**

मुझे चाय अच्छी लगती है। *mujhe cāy acchī lagtī hai.*

**I like tea.**

You can also indicate you don’t like something by using the phrase अच्छा नहीं लगता *acchā nahī lagtā*.

मुझे चाय अच्छी नहीं लगती है।

*mujhe cāy acchī nahī lagtī hai.*

**I don’t like tea.**

सुरेश को समोसे अच्छे नहीं लगते हैं।

*sureś ko samose acche nahī lagte hāī.*

**Suresh doesn’t like samosas.**

You can also indicate you strongly like things by adding बहुत *bahut* ‘a lot’ to the expression.

मुझे फ़िल्मी गाने बहुत अच्छे लगते हैं।

*mujhe filmī gāne bahut acche lagte hāī.*

**I like film songs a lot.**

You can also change the adjective from अच्छा *acchā* to other adjectives, such as ख़राब *kharāb* **bad**. For instance:

मुझे मसाले की फ़िल्में बहुत ख़राब लगती हैं।

*mujhe masāle kī filmē bahut kharāb lagtī hāī.*

**I don’t like ‘formula’ films.** (lit. ‘to me masāla films feel very bad’).

☑ **Topic 5a.4: था *thā* थे *the* थी *thī* थीं *thī*: was, were**

The Hindi words for **was** and **were** are था *thā* थे *the* थी *thī* थीं *thī*. They agree with the number and gender of the subject of the sentence. For instance:

पानी ठंडा था। *pānī ṭhaṇḍā thā.*

**The water was cold.**

चाय गरम थी। *cāy garam thī.*

**The tea was hot.**

समोसे अच्छे थे। *samosē acche the.*

**The samosas were good.**

जलेबियाँ अच्छी थीं। *jalebiyā̃ acchī thī̃.*

**The jalebis were good.**

Note you must distinguish between genders when talking about people.

मैं खुश था। *māi khush thā.*

**I was happy.** (With a man as the subject.)

आप नाराज़ थीं। *āp nārāz thī̃.*

**You were angry.** (With a woman as the subject.)

☑ **Topic 5a.5: पहला *pahlā*: first, etc. (ordinal numbers)**

Ordinal numbers are the way to say things like **first, second**, etc.

पहला	<i>pahlā</i>	<b>first</b>
दूसरा	<i>dūsarā</i>	<b>second</b>
तीसरा	<i>tīsarā</i>	<b>third</b>
चौथा	<i>cauthā</i>	<b>fourth</b>
पाँचवाँ	<i>pā̃cvā̃</i>	<b>fifth</b>
छठा	<i>chathā</i>	<b>sixth</b>
सातवाँ	<i>sātvā̃</i>	<b>seventh</b>
आठवाँ	<i>āthvā̃</i>	<b>eighth</b>
नवाँ	<i>navā̃</i>	<b>ninth</b>
दसवाँ	<i>dasvā̃</i>	<b>tenth</b>

To form ordinal numbers greater than ten you add -वाँ to the number, for instance ग्यारहवाँ *gyārahvā̃* **eleventh** etc. Hindi ordinal numbers are adjectives and they inflect like काला *kālā* **black**, but all those ending in -वाँ are nasalized.

रविवार हफ्ते का सातवाँ दिन है। *ravivār hafte kā sātvā̃ din hai.*

**Sunday is the seventh day of the week.**

रेस्तरां इमारत की आठवीं मंज़िल पर है। *restarā imārat kī āṭhvī mañzil par hai.*

**The restaurant is on the eighth storey of the building.**

छठे और आठवें दर्जे में बहुत बच्चे हैं। *chaṭhe aur āṭhvē darjō mē bahut bacce hai.*

**There are a lot of children in the sixth and eighth classes.**

You need to be careful with the use of पहला *pahlā* and दूसरा *dūsarā* in the context of dates. पहला *pahlā* can sometimes mean the ‘first [day of a month]’ and sometimes the first instance of a month, in the sense of not the second one of them.

पहले मार्च आइए। *pahle mārc āie.*

**Come on March first.** (Or ‘Come in the first March.’ i.e. not next year)

मार्च एक आइए। *mārc ek āie.*

**Come on the first of March.** (A better unambiguous usage.)

The word दूसरा *dūsarā* often carries the sense of ‘other’ or ‘another’, and the meaning can often only be seen from the context.

दूसरा प्याला दो। *dūsarā pyālā do.*

Give me another cup.

Which could mean **another cup**, or **a second cup**, so its better avoided.

एक और प्याला दो। *ek aur pyālā do.*

**Give me another cup.**

Here by using an alternative phrase एक और *ek aur* **one more** the ambiguity is avoided.

You also sometimes hear प्रथम *pratham* the Sanskrit word for **first** in formal contexts.

Such as प्रथम श्रेणी *pratham śreṇī* meaning **first class** in terms of rail transport, or प्रथम श्रेणी क्रिकेट *pratham śreṇī krikeṭ* **first class cricket**.

### बातचीत-5b: काफ़ी सस्ता है *kāfi sastā hai* Fairly cheap

The taxi passes a market and Rakesh talks to Jill about food prices today.

राकेश आपको मालूम है कि आजकल चावल की कीमत क्या है?

जिल मुझे पता नहीं, बताइए।

राकेश चौबीस रुपये किलो, पिछले साल एक किलो की कीमत चार रुपये थी।

जिल मेरे देश में भी खाना बहुत महँगा है। आजकल सारी दुनिया में खाना महँगा है, है न?

राकेश हाँ, है। आपको कैसा खाना पसंद है? विदेशी या हिन्दुस्तानी?

जिल मुझे दोनों पसंद हैं। लेकिन मुझे सिर्फ़ शाकाहारी खाना पसंद है। आप शाकाहारी हैं, है न?

राकेश जी नहीं मैडम, मैं माँसाहारी हूँ, लेकिन शाकाहारी खाना अच्छा है और काफ़ी सस्ता है।

जिल भारत में कितने शाकाहारी लोग हैं?

राकेश पता नहीं मैडम, बहुत, लेकिन हम लोग राजपूत हैं। मैं शाकाहारी नहीं हूँ।

- rākeś āpko mālūm hai ki ājkal cāval kī qīmat kyā hai?  
 jil mujhe patā nahī, bataiē.  
 rākeś caubīs rupaye kilo, pichle sāl ek kilo kī qīmat cār rupaye thī.  
 jil mere deś mē bhī khānā bahut mahāngā hai. ājkal sārī duniyā mē khānā mahāngā hai, hai na?  
 rākeś hā, hai. āpko kaisā khānā pasand hai? videśī yā hindustānī?  
 jil mujhe donō pasand hai. lekin mujhe sirf śākāhārī khānā pasand hai. āp śākāhārī hā, hai na?  
 rākeś jī nahī maiḍam, māī māsāhārī hū, lekin śākāhārī khānā acchā hai aur kāfī sastā hai.  
 jil bhārat mē kitne śākāhārī log hā?  
 rākeś patā nahī maiḍam, bahut, lekin hum log rājput hā. māī śākāhārī nahī hū.  
**Rakesh Do you know how much rice costs nowadays?**  
**Jill I don't know, tell me.**  
**Rakesh 24 rupees a kilo, last year it was four rupees a kilo.**  
**Jill In my country also food is very expensive. Nowadays in the whole world food is expensive, isn't it?**  
**Rakesh Yes, it is. Which type of food do you like? Foreign or Indian?**  
**Jill I like both. But I only like vegetarian food. You are vegetarian, aren't you?**  
**Rakesh No, madam, I am non-vegetarian, but vegetarian food is good and fairly cheap.**  
**Jill How many people in India are vegetarian?**  
**Rakesh I don't know madam, lots, but we are Rajputs. I am not a vegetarian.**

☑ **Topic 5b.1: मालूम है/ पता है mālūm hai / patā hai: I know**

If you want to say you know a piece of information in Hindi you can say so in a construction which contains two clauses and literally means 'to me it is known that [the information you know]'. The Hindi word that joins such clauses together is कि ki which means 'that'. For instance:

मुझको मालूम है कि आपका नाम राम है।  
 mujhko mālūm hai ki āpkā nām rām hai.

**I know that your name is Ram.**

(literally: To me it is known that your name is Ram.)

उसको मालूम है कि मैं अंग्रेज़ हूँ।  
 usko mālūm hai ki māī āngrez hū.

**S/he knows that I am English.**

Note that the word कि *ki* translates as **that** in these sentences, but it is not interchangeable with the word वह *vah* **that** (indicating something) which in Hindi is a totally different word. In grammar terms कि *ki* is called a conjunction and वह *vah* is a demonstrative pronoun.

Another common, informal way to say you know something is to say मुझको पता है कि... *mujhko patā hai ki...* The Persian word पता *patā* in Hindi means both address and information, so here what you are saying literally is ‘to me that information is know that...’.

क्या आपको पता है कि जैड सिनेमा के टिकट की कीमत क्या है?

*kyā āpko patā hai ki jaiḍ sinemā ke ṭiket kī qīmat kyā hai?*

**Do you know how much is a ticket to the Jade Cinema?**

हाँ, मुझको पता है कि वह दस डालर की है।

*hā, mujhko patā hai ki vah das ḍālar kī hai.*

**Yes, I know that it is ten dollars.**

It is important to note that these two constructions relate to situations in which you can say, yes you know some information, or no you don't, later on we will learn constructions which allow you to talk about knowing in the senses of knowing people and knowing skills.

### ☑ **Topic 5b.2: मालूम नहीं, *mālūm nahī*: I don't know**

You can also say you don't know something using these constructions by adding नहीं *nahī* after मालूम *mālūm* or पता *patā*.

क्या आपको मालूम है कि देवदास [फ़िल्म] में प्रीति जिंटा है?

*kyā āpko mālūm hai ki devdās [film] mē prīti zintā hai?*

**Do you know if Preeti Zinta is in [the film] Devdas?**

मुझको मालूम नहीं है।

*mujhko mālūm nahī hai.*

**I don't know.**

लेकिन मुझको मालूम है कि उसमें शाहरुख खान नहीं है।

*lekin mujhko mālūm hai ki usmē śāhrukh khān nahī hai.*

**But I know that Shahrukh Khan isn't in it.**

Often people abbreviate this phrase in replies to just मालूम नहीं *mālūm nahī* **don't know**.

Another common, informal way to say you don't know something is to use an expression based on पता *patā*.

मुझको पता नहीं है

*mujhko patā nahī hai*

**I do not know.**

This is often abbreviated to पता नहीं *patā nahī*, which is like saying **don't know**.

क्या तुमको मालूम है कि आज दिनेश कहाँ है?  
*kyā tumko mālūm hai ki āj dīnēś kahā̃ hai?*

**Do you know where Dinesh is today?**

पता नहीं  
*patā nahī̃*

**Don't know.**

Of course in many everyday contexts if you don't know something you don't have to say **Don't know**, you just say **no**.

तुमको पता है कि मुजीब स्कूल में है?  
*tumko patā hai ki mujīb skūl mē hai?*

**Do you know, is Mujib in school?**

नहीं *nahī̃* **No.**

☑ **Topic 5b.3: ठीक है, है न? *thīk hai, hai na?* That's right, isn't it**

In some contexts you want to confirm some information and are hoping you are going to get a 'yes' answer. In such contexts you can turn a statement into an informal 'tag' question requesting confirmation of the information by adding है न *hai na* after the end of the statement, and pausing before the verb.

Suppose you wanted to check that there was sugar in the tea you could say.

यह मीठी चाय है, है न ?  
*yah mīṭhī cāy hai, hai na?*

**This is sweet tea, isn't it?**

To which hopefully you would get this reply.

हाँ, यह मीठी चाय है।  
*hā̃, yah mīṭhī cāy hai.*

**Yes, this is sweet tea.**

Or suppose you were trying to get confirmation it was hot, you could say.

चाय गरम है, है न ?  
*cāy garam hai, hai na?*

**The tea is hot, isn't it?**

To which hopefully you would get this reply.

हाँ, चाय गरम है।  
*hā̃, cāy garam hai.*

**Yes, the tea is hot.**

This construction is more complicated in English than Hindi as in English it changes to agree with the number of the subject (isn't it, aren't they, etc.) but in Hindi it is just है न *hai na*, or sometimes, in very informal contexts, just न *na*, For instance:

हिन्दी आसान है, न ?

*hindī āsān hai, na?*

**Hindi is easy, isn't it?**

हाँ, हिन्दी आसान है।

*hā, hindī āsān hai.*

**Yes, Hindi is easy.**

Note that in Urdu the correct spelling for न *na* to mark a tag question is नā *nā* and you often see it spelled this way in Hindi as well, but Hindi grammar books regard it as incorrect.

### ☑ Topic 5b.4: काफ़ी *kāfī*: fairly, enough

The word काफ़ी *kāfī* plus an adjective tends to translate at 'fairly + adjective'.

हकीकत काफ़ी अच्छी फ़िल्म है।

*haqīqat kāfī acchī film hai.*

**Hakikat is a fairly good film.**

चाय काफ़ी गरम है।

*cāy kāfī garam hai.*

**The tea is fairly hot.**

The word काफ़ी *kāfī* plus a noun normally means 'enough + noun'.

मेरे पास काफ़ी पैसा नहीं है।

*mere pās kāfī paisā nahī hai.*

**I do not have enough money.**

काफ़ी नमक है। (or: नमक काफ़ी है। *namak kāfī hai.*)

*kāfī namak hai.*

**There is enough salt.**

But, sometimes the sense can be a bit ambiguous.

क्या चाय काफ़ी गरम है ?

*kyā cāy kāfī garam hai?*

**Is the tea fairly hot? / Is the tea hot enough?**

Sometime in English we use words such as 'quite' and 'pretty' to express similar ideas. The word काफ़ी *kāfī* also translates such usages well.

वह काफ़ी पुरानी फ़िल्म है।

*vah kāfī purānī film hai.*

**It's a quite old film.**

वह काफ़ी लम्बी फ़िल्म है।

*vah kāfī lambī film hai.*

**It's a pretty long film.**

Of course it's also a bit confusing that काफ़ी *kāfī* is also how you spell **coffee** in modern Hindi!

☑ **Topic 5b.5: कैसा kaisā How to ask what sort/kind of or how**

The word कैसा *kaisā* which we have already encountered meaning **how**, in lesson 1, can also mean **what sort of** or **what kind of**. It declines like the adjective काला *kālā* so you need to make it agree with the gender and number of the noun referred to. For instance:

यह कैसा अखबार है?

*yah kaisā akhbār hai?*

**What sort of a paper is this?**

यह कैसी किताब है?

*yah kaisī kitāb hai?*

**What kind of book is this?**

Note that many English questions that use **how** in Hindi do not use कैसा *kaisā*, instead they use कितना *kitnā* **how many**, which is used more broadly in relation to measurements in Hindi than English. For instance:

वह दीवार कितनी ऊँची है?

*vah dīvār kitnī ūcī hai?*

**How high is that wall?**

रमेश कितना लंबा है?

*rameś kitnā lambā hai?*

**How tall is Ramesh?**

Note that लंबा *lambā* means **long** with most things, but in relation to people and trees it means **tall**.

Also remember that to ask **How much** [something] use कितना *kitnā*:

आपके पास कितने पैसे हैं?

*āpke pās kitne paise hai?*

**How much money do you have?**

ग्लास में कितना पानी है?

*glās mē kitnā pānī hai?*

**How much water is in the glass?**

**पाठ पाँच शब्दावली Lesson 5: Vocabulary (116 words)**

अँग्रेज़ *āngrez* adj. English

आठवाँ *āṭhvā* adj. eighth

आज *āj* adv. today

आराम *ārām* nm. rest; आराम करना *ārām*

आजकल *ājkal* adv. nowadays, recently

karnā vt. to relax; adj. relaxing

आसान <i>āsān</i> adj. easy	have been prepared
ऊँचा <i>ūcā</i> adj. high, lofty	तीसरा <i>tīsārā</i> adj. third
एक और <i>ek aur</i> ph. one more, another	थे <i>the</i> vs. mp. were
के बीच में <i>ke bīc mē</i> ppn. in the centre	था <i>thā</i> vs. ms. was
के लिए <i>ke lie</i> ppn. for the purpose of, for	थी <i>thī</i> vs. fs. was
केदारनाथ <i>kedārnāth</i> nm. Kedarnath, a place in the Himalayas	थीं <i>thī</i> vs. fp. were
क्रिकेट <i>krikeṭ</i> nm. cricket (from क्रिकेट का खेल <i>krikeṭ kā khel</i> , nm. game of cricket)	दुनिया <i>duniyā</i> nf. world
काफ़ी <i>kāfī</i> nf. coffee; adj. enough, sufficient; adv. quite, fairly	दर्जा <i>darjā</i> nm. form, class
कि <i>ki</i> cj. 'that'	देवदास <i>devdās</i> nm. Devdās, a man's name
किलो <i>kilo</i> nm. kilo[gramme]	देश <i>deś</i> nm. country, nation
खरीदारी <i>kharīdārī</i> nf. shopping	दूसरा <i>dūsrā</i> adj. second
खुश <i>khuś</i> adj. pleased, glad, happy	दसवाँ <i>dasvā</i> adj. tenth
ग्यारहवाँ <i>gyārahvā</i> adj. eleventh	दिन <i>din</i> nm. day
गरम <i>garam</i> adj. hot	दिनेश <i>dineś</i> nm. Dinesh, a man's name
गली <i>galī</i> nm. alleyway, lane	दोनों <i>donō</i> adj. both
गाना <i>gānā</i> nm. & vt. song; vt. to sing	नमक <i>namak</i> nm. salt
गाँव <i>gāv</i> nm. village	नल <i>nal</i> nm. tap, pipe
चलाना <i>calānā</i> vt. to drive a car, fly a plane, sail a ship, make something move	नवाँ <i>navā</i> adj. ninth
चौथा <i>cauthā</i> adj. fourth	नाराज़ <i>nārāz</i> adj. angry
चौबीस <i>caubīs</i> num. twenty-four	पच्चीस <i>paccīs</i> num. twenty-five
छठा <i>chathā</i> adj. sixth	पचपन <i>pacpan</i> num. fifty-five
जैड <i>jaiḍ</i> nm. jade (English, Hindi संगशयब <i>saṅgaśyab</i> nm. jade)	पचहत्तर <i>pacahattar</i> num. seventy-five
टैक्सी <i>ṭaiksī</i> nf. taxi	पचानवे <i>pacānve</i> num. ninety-five
ट्राफ़िक <i>trāfik</i> nf. traffic	पचासी <i>pacāsī</i> num. eighty-five
टिकट nm. ticket, stamp	पैंतालीस num. forty-five
टिकेट <i>ṭikeṭ</i> nm. ticket	पैंतीस <i>paiṭīs</i> num. thirty-five
टीवी <i>ṭīvī</i> nm. TV (short for TV सेट सेṭ where set replaces उपकरण <i>upakaraṅ</i> , nm. device)	पंद्रह <i>pandrah</i> num. fifteen
ठंडा <i>thandā</i> adj. cold	पैदल चलना <i>paidal calnā</i> vi. to walk
डालर <i>dālar</i> nm. dollar	प्रथम <i>pratham</i> adj. first, foremost
तैयार <i>taiyār</i> adj. ready; तैयार करना vt. to get ready, to prepare; तैयार होना vi. to be made ready, to	पुराना <i>purānā</i> adj. old
	प्रीति जिंटा <i>prīti zintā</i> ph. Prīti Zintā, a woman's name
	पैंसठ <i>paīsath</i> num. sixty-five
	पसंद <i>pasand</i> adj. liked, pleasing
	पहले <i>pahle</i> adv. previously, before
	पहला <i>pahlā</i> adj. first, foremost
	पाँचवाँ <i>pācivā</i> adj. fifth
	पिछला <i>pichlā</i> adj. & nm. previous, behind; last
	फ़ायदा <i>fāydā</i> nm. advantage, profit, gain

फ़िल्मी <i>filmī</i> adj. related to film	रेस्तरां <i>restarā</i> nm. restaurant
बताना <i>batānā</i> vt. to tell, relate	राजपूत <i>rājput</i> nm. Rajput, a warrior caste community
बनाना vt. to make	राम <i>rām</i> nm. Rām, a man's name
बर्फी <i>barfī</i> nf. barfī, a type of Indian milk sweet	लगना <i>lagnā</i> vi. to feel, seem, appear, stick, adhere
बहुत <i>bahut</i> adj. & adv. adj. much, many, enough; adv. very, extremely	लम्बा <i>lambā</i> adj. long, tall of people and trees (also spelled लंबा)
बाज़ार <i>bāzār</i> nm. bazar, market	वैटर <i>vaitar</i> nm. waiter
बार <i>bār</i> nf. time, turn, opportunity, occasion	विदेशी <i>videśī</i> adj. foreign
बिल्कुल <i>bilkul</i> adv. entirely, completely, absolutely	विशेषण <i>viśeṣaṇ</i> nm. adjective
मंज़िल <i>mañzil</i> nf. storey	श्रेणी <i>śrenī</i> nf. class, group
मुजीब <i>mujib</i> nm. Mujib, a man's name	शराब <i>śarāb</i> nf. wine, alcohol
मैडम <i>maidam</i> nf. madam, a term of address for women	शाकाहारी <i>śākāhārī</i> adj. vegetarian
मुश्किल <i>muškil</i> adj. difficult	शाहरुख़ ख़ान <i>śāhrukh khān</i> ph. Shahrukh Khan, a man's name
मसाला <i>masālā</i> nm. & adj. nm. spice mixture, paste; adj. spicy, of films 'formulaic'	संगीत <i>sangīt</i> nm. music
महँगा <i>mahaṅgā</i> adj. expensive, costly	सस्ता <i>sastā</i> adj. cheap
मार्च <i>mārc</i> nm. March	सातवाँ <i>sātvā</i> adj. seventh
मालूम <i>mālūm</i> adj. known; vi. मालूम होना <i>mālūm honā</i> to be known; vt. मालूम करना <i>mālūm karnā</i> , to know, to find out	सारा <i>sārā</i> adj. whole, entire
माँसाहारी <i>māśāhārī</i> adj. 'meat eating', non-vegetarian	सिंगापुर <i>singāpur</i> nm. Singapur
मिनरल वाटर <i>minral vāṭar</i> nm. mineral water, i.e. bottled water	सिनेमा <i>sinemā</i> nm. cinema (short for सिनेमा घर <i>sinemā ghar</i> nm. cinema house)
मीठा <i>mīṭhā</i> adj. sweet	हकीकत <i>haqīqat</i> nf. reality, also the title of a film
रविवार <i>ravivār</i> nm. Sunday	हफ़्ता <i>haftā</i> nm. week
	हिन्दुस्तानी <i>hindustānī</i> adj. Indian
	ही <i>hī</i> emph. part. 'only', 'alone' (see lesson 14)
	होटल <i>hoṭel</i> nm. hotel

### 41 अभ्यास इकतालीस *abhyās iktālīs*: किसको चाय पसंद है? *kisko cāy pasand hai* Who likes tea?

संदर्भ *sandarbh* context: You are a shopkeeper trying to guess which of the items on you have will appeal to a group of customers.

निर्देश *nirdeś* instructions: select from the three columns to match people, items, and liking (which is the same for all), then write out ten questions and answers. नमुना

*namunā* **example:**

रमेश को चाय पसंद है। *rameś ko cāy pasand hai*. **Ramesh likes tea.**

रमेश को	<i>rameś ko</i>	चाय	<i>cāy</i>		
आदमी को	<i>ādmī ko</i>	गेंद	<i>gend</i>		
औरत को	<i>aurat ko</i>	गुड़िया	<i>guriyā</i>		
बच्ची को	<i>baccī ko</i>	कंघी	<i>kaṅghī</i>		
बच्चे को	<i>bacce ko</i>	अखबार	<i>akḥbār</i>		
अध्यापक को	<i>adhyāpak ko</i>	ऊन	<i>ūn</i>		
विद्यार्थी को	<i>vidyārthī ko</i>	किताब	<i>kitāb</i>	पसंद है।	<i>pasand hai.</i>
दुकानदार को	<i>dukāndār ko</i>	गाड़ी	<i>gārī</i>		
यात्री को	<i>yātrī ko</i>	धर्म	<i>dharmā</i>		
ब्राह्मण को	<i>brāhmaṇ ko</i>	छुट्टी	<i>chuttī</i>		
माताजी को	<i>mātājī ko</i>	पैसा	<i>paisā</i>		
पिताजी को	<i>pitājī ko</i>	परीक्षा	<i>parikṣā</i>		

जवाब *javāb*

1

2

3

4

5

6

7

8

9

10

## 42 अभ्यास बयालीस *abhyās bayālīs*: उनको चाय पसंद है *unko cāy pasand hai* He likes tea

संदर्भ *sandarbh* context: You are still in the shop and want to explain to your assistant what people want. Instead of saying 'Ramesh likes tea' you point at Ramesh and say उनको चाय पसंद है। *unko cāy pasand hai* He likes tea.

निर्देश *nirdeś* instructions: Make up ten sentences to carry the sense of 'he likes x' etc. noting each person's likes, age, status and position. Their position and likes and dislikes are indicated in the table below.

नमूना *namunā* example: उनको चाय पसंद है। *unko cāy pasand hai* He likes tea

रमेश को	<i>rameś ko</i>	<i>sitting outside</i>	चाय	<i>cāy</i>
आदमी को	<i>ādmī ko</i>	<i>standing beside the children</i>	अखबार	<i>akḥbār</i>
औरत को	<i>aurat ko</i>	<i>standing beside the children</i>	कंघी	<i>kaṅghī</i>
बच्ची को	<i>baccī ko</i>	<i>standing just in front of you</i>	गुड़िया	<i>guṛiyā</i>
बच्चे को	<i>bacce ko</i>	<i>standing just in front of you</i>	गेंद	<i>gend</i>
अध्यापक को	<i>adhyāpak ko</i>	<i>standing to your left</i>	टोपी	<i>ṭopī</i>
विद्यार्थी को	<i>vidyārthī ko</i>	<i>standing behind the man</i>	कलम	<i>qalam</i>
दुकानदार को	<i>dukāndār ko</i>	<i>this is you!</i>	पैसा	<i>paisā</i>
यात्री को	<i>yātrī ko</i>	<i>standing near the shop door</i>	टिकट	<i>ṭikaṭ</i>
ब्राह्मण को	<i>brāhmaṇ ko</i>	<i>standing near the shop door</i>	जलेबी	<i>jalebī</i>
माता को	<i>mātā ko</i>	<i>standing behind the children</i>	कपड़ा	<i>kaṭṛā</i>
पिता को	<i>pitā ko</i>	<i>standing behind the children</i>	आराम	<i>ārām</i>
			करना	<i>karnā</i>

जवाब *javāb*

1

2

3

4

5

6

7

8

9

10

**43 अभ्यास तैतालीस abhyās taiṭālīs: छुट्टी चाहिए? chuṭṭī cāhie Want a holiday?**

संदर्भ *sandarbh* context: You are a travel agent and people are telling you what they like to do, can you match them up with one of the available holidays?

निर्देश *nirdeś* instructions: Translate the list of things that people like doing and then select a holiday from available list and offer it to each of the customers.

**छुट्टियाँ chuṭṭiyā Holidays**

लॉस ऐंजेलिस, संयुक्त राज्य

*lās aījēlis, sanyukt rājya*

टिम्बुकटू, माली

*ṭimbuktū, māli*

सिंगापुर

*siṅgāpur*

पेरिस, फ्रांस

*peris, frās*

ब्रिस्बेन, ऑस्ट्रेलिया

*brisben, āṣṭreliyā*

आगरा, भारत

*āgrā, bhārat*

कोलकाता, भारत

*kolkātā, bhārat*

गोआ, भारत

*goā, bhārat*

काठमाँडू, नेपाल

*kāṭhmāḍū, nepāl*

मुम्बई, भारत

*mumbaī, bhārat*

रोम, इटली

*rom, ṭalī*

नमुना *namunā* Example:

मुझे कंगारू देखना पसंद है।

*mujhe kaṅgārū dekhnā pasand hai.*

क्या, आपको ब्रिस्बेन, ऑस्ट्रेलिया में छुट्टी चाहिए?

*kyā, āpko brisben, āṣṭreliyā mē chuṭṭī cāhie?*

**I like looking at Kangaroos.**

**Do you want a holiday in Brisbane?**

सवाल *savāl* questions: (choose holidays to suggest to people who say:)

1 मुझे फ़िल्में देखना पसंद है।

*mujhe filmē dekhnā pasand hai.*

2 मुझे गाड़ी चलाना पसंद है।

*mujhe gārī calānā hai.*

3 मुझे खरीदारी करना पसंद है।

*mujhe kharīdārī karnā pasand hai.*

4 मुझे शराब पीना पसंद है।

*mujhe śarāb pīnā pasand hai.*

5 मुझे मुगलाई खाना पसंद है।

*mujhe mugalaī khānā pasand hai.*

6 मुझे संगीत सुनना पसंद है।

*mujhe saṅgīt sunnā pasand hai.*

7 मुझे आराम करना पसंद है।

*mujhe ārām karnā pasand hai.*

8 मुझे सैर करना पसंद है।

*mujhe sair karnā pasand hai.*

9 मुझे फ़िल्मी गीत गाना पसंद है।

*mujhe filmī gīt gānā pasand hai.*

10 मुझे क़िला देखना पसंद है।

*mujhe qilā dekhnā pasand hai.*

**44 अभ्यास चवालीस *abhyās cavālīs*: दसवीं मंजिल *dasvī manzil* Tenth level**

संदर्भ *sandarbh* context: A computer games magazine published a list of the top ten things people wanted to know about playing the game कब्रिस्तान के डाकू *qabristān ke dākū* 'Graveyard Bandits'.

निर्देश *nirdeś* instructions: the list has got the words for 'first', 'second' etc. missing, can you fill them in so they agree with the number and gender etc.? You will probably need to translate the passage as well if you want to be able to understand what the ultimate prize for playing it is.

सवाल *savāl* questions:

- 1 .....मंजिल पर .....दरवाजे के पीछे..... पहला भूत है।  
*mañzil par darvāze ke pīche bhūt hai.*
- 2 .....मंजिल पर ..... डिब्बे में ..... करतूस है।  
*mañzil par dibbe mẽ kartūs hai.*
- 3 ..... मंजिल पर ..... कमरे में .....छोटा इनाम है।  
*mañzil par kamre mẽ choṭā inām hai.*
- 4 .....मंजिल पर ..... महल में ..... दरवाजा है।  
*mañzil mahal mẽ darvāzā hai.*
- 5 .....मंजिल पर .....सीढ़ी पर ..... इनाम है।  
*mañzil par sīrhī par inām hai.*
- 6 .....मंजिल पर ..... खिड़की में मत देखो!  
*mañzil par khiṛkī mẽ mat dekho!*
- 7 .....मंजिल पर ..... पेड़ में ..... वेताल दुश्मन नहीं है।  
*mañzil par peṛ mẽ vetāl duśman nahī hai.*
- 8 ..... मंजिल पर .....कुत्ते के गले में ..... दरवाजे की चाबी है।  
*mañzil par kutte ke gale mẽ darvāze kī cābī hai.*
- 9 .....मंजिल पर .....ग्रह पर ..... दरबान है।  
*mañzil par grah par darbān hai.*
- 10 .....मंजिल पर .....दरवाजे के पीछे सोने की चिड़िया है।  
*mañzil par darvāze ke pīche sone kī cīṛiyā hai.*

**45 अभ्यास पैतालीस *abhyās paītālīs*: मुझे भारतीय खाना अच्छा लगता है *mujhe bhārtīya khānā acchā lagtā hai* I like Indian food**

संदर्भ *sandarbh* context: You are at the travel agent and now your argumentative brother speaks up and says that he does not like whatever you say you like doing.  
निर्देश *nirdeś* instructions: Complete your own statement, the noun has been left in masculine singular form, change it if you need to as you complete your statement, and then complete the contradiction of it. Then record the exercise.

नमूना *namunā* example:

मुझे भारतीय [खाना अच्छा लगता] है <i>mujhe bhārtīya [khānā acchā lagtā] hai</i> I like Indian food.	मुझे भारतीय [खाना अच्छा नहीं लगता] है <i>mujhe bhārtīya [khānā acchā nahī lagtā] hai</i> I don't like Indian food.
--	--

सवाल *savāl* questions:

- 1 मुझे गाड़ी [चलाना अच्छा लगता] है।  
*mujhe gārī [calānā acchā lagtā] hai.*
- 2 मुझे फ़िल्में [अच्छा लगता] है।  
*mujhe filmē [acchā lagtā] hai.*
- 3 मुझे हॉकी [अच्छा लगता] है।  
*mujhe hāķī [acchā lagtā] hai.*
- 4 मुझे काम [करना अच्छा लगता] है।  
*mujhe kām [karnā acchā lagtā] hai.*
- 5 मुझे किताबें [अच्छा लगता] है।  
*mujhe kitabē [acchā lagtā] hai.*
- 6 मुझे समुद्र में [तैरना अच्छा लगता] है।  
*mujhe samudra mē [tairnā acchā lagtā] hai.*
- 7 मुझे शराब [पीना अच्छा लगता] है।  
*mujhe śarāb [pīnā acchā lagtā] hai.*
- 8 मुझे आराम [करना अच्छा लगता] है।  
*mujhe ārām [karnā acchā lagtā] hai.*
- 9 मुझे दोस्तों से [मिलना अच्छा लगता] है।  
*mujhe dostō se [milnā acchā lagtā] hai.*
- 10 मुझे छुट्टियाँ [अच्छा लगता] है।  
*mujhe chuṭṭiyā [acchā lagtā] hai.*

### 46 अभ्यास छियालीस *abhyās chiyālīs*: क्या आज रायता है *kyā āj rāytā hai* Is there raita today?

संदर्भ *sandarbh* context: You are ordering some food from a menu, but unfortunately you have been given yesterday's menu and the waiter has to tell you whether the item you want is on today's menu or not.

निर्देश *nirdeś* instructions: Read the two menus and complete the waiters answers, on a separate sheet of paper. Example:

नमुना क्या आज रायता है? कल रायता था लेकिन आज रायता नहीं है।  
*namunā kyā āj rāytā hai? kal rāytā thā lekin āj rāytā nahī hai.*

#### The Menus

कल का खाना	<i>kal kā khānā</i>	आज का खाना	<i>āj kā khānā</i>
चाय	<i>cāy</i>	काफ़ी	<i>kāfī</i>
रोटी	<i>roṭī</i>	रोटी	<i>roṭī</i>
चावल	<i>cāval</i>	चावल	<i>cāval</i>
सब्ज़ी	<i>sabzī</i>	सब्ज़ी	<i>sabzī</i>
दाल	<i>dāl</i>	छोले	<i>chole</i>
मीठी लस्सी	<i>mīṭhī lassī</i>	नमकीन लस्सी	<i>namkīn lassī</i>
पापड़	<i>pāpar</i>	पकोड़े	<i>pakore</i>
मटर पनीर	<i>maṭar panīr</i>	साग पनीर	<i>sāg panīr</i>
आम का अचार	<i>ām kā acār</i>	नींबू का अचार	<i>nībū kā acār</i>
बिरियानी	<i>biriyānī</i>	पलाव	<i>palāv</i>
गुलाब जामुन	<i>gulāb jāmun</i>	खीर	<i>khīr</i>
रायता	<i>rāytā</i>	दही	<i>dahī</i>

#### सवाल *savāl* questions:

- 1 क्या आज चाय है? *kyā āj cāy hai?*
- 2 क्या आज रोटी है? *kyā āj roṭī hai?*
- 3 क्या आज चावल है? *kyā āj cāval hai?*
- 4 क्या आज सब्ज़ी है? *kyā āj sabzī hai?*
- 5 क्या आज दाल है? *kyā āj dāl hai?*
- 6 क्या आज मीठी लस्सी है? *kyā āj mīṭhī lassī hai?*
- 7 क्या आज पापड़ है? *kyā āj pāpar hai?*
- 8 क्या आज गुलाब जामुन है? *kyā āj gulāb jāmun hai?*
- 9 क्या आज आम का अचार है? *kyā āj ām kā acār hai?*
- 10 क्या आज बिरियानी है? *kyā āj biriyānī hai?*
- 11 क्या आज मटर पनीर है? *kyā āj maṭar panīr hai?*

### 47 अभ्यास सैंतालीस *abhyās saītālīs*: कितने चीज़ें हैं ? *kitne cīzē hāī* How many things?

संदर्भ *sandarbh* context: You and a friend are packing some boxes, you have ten of them, and you need to make up lists of how many things are in each of the boxes, so you count the things, while your friend asks how many things there are in each box.

निर्देश *nirdeś* instructions: write out the answers on a separate sheet of paper.

डिब्बा एक <i>ḍibbā ek</i>	डिब्बा दो <i>ḍibbā do</i>	डिब्बा तीन <i>ḍibbā tīn</i>	डिब्बा चार <i>ḍibbā cār</i>	डिब्बा पाँच <i>ḍibbā pāc</i>
पच्चीस किताबें <i>paccīs kitābē</i>	पंद्रह गुड़ियाँ <i>pandrah guṛiyā</i>	पचासी टिकट <i>pacāsī ṭikaṭ</i>	पचपन क़लम <i>pacpan qalam</i>	पैंतालीस टोपियाँ <i>pāītālīs ṭopiyā</i>
डिब्बा छै <i>ḍibbā cḥai</i>	डिब्बा सात <i>ḍibbā sāt</i>	डिब्बा आठ <i>ḍibbā āṭh</i>	डिब्बा नौ <i>ḍibbā nau</i>	डिब्बा दस <i>ḍibbā das</i>
पैंतीस कुरते <i>paītīs kurte</i>	पचानवे मोमबत्तियाँ <i>pacānve mombattiyā</i>	पचहत्तर प्याले <i>pacahattar pyāle</i>	पैंसठ तकिये <i>paīsath takiye</i>	पचपन चादर <i>pacpan cādar</i>

Example:

नमुना पहले डिब्बे में कितनी चीज़ें हैं? पहले डिब्बे में पच्चीस किताबें हैं।  
*namunā pahle ḍibbe mē kitnī cīzē hāī? pahle ḍibbe mē paccīs kitābē hāī.*

सवाल *savāl* questions:

- 1 दूसरे डिब्बे में कितनी चीज़ें हैं? *dūsre ḍibbe mē kitnī cīzē hāī?*
- 2 तीसरे डिब्बे में कितनी चीज़ें हैं? *tīsre ḍibbe mē kitnī cīzē hāī?*
- 3 चौथे डिब्बे में कितनी चीज़ें हैं? *cauthe ḍibbe mē kitnī cīzē hāī?*
- 4 पाँचवें डिब्बे में कितनी चीज़ें हैं? *pācḥvē ḍibbe mē kitnī cīzē hāī?*
- 5 छठे डिब्बे में कितनी चीज़ें हैं? *chaṭhe ḍibbe mē kitnī cīzē hāī?*
- 6 सातवें डिब्बे में कितनी चीज़ें हैं? *sātvē ḍibbe mē kitnī cīzē hāī?*
- 7 आठवें डिब्बे में कितनी चीज़ें हैं? *āṭhvē ḍibbe mē kitnī cīzē hāī?*
- 8 नवें डिब्बे में कितनी चीज़ें हैं? *navē ḍibbe mē kitnī cīzē hāī?*
- 9 दसवें डिब्बे में कितनी चीज़ें हैं? *dasvē ḍibbe mē kitnī cīzē hāī?*
- 10 सभी डिब्बों में कितनी चीज़ें हैं? *sabhī ḍibbō mē kitnī cīzē hāī?*

## 48 अभ्यास अड़तालीस *abhyās aṛtālīs*: सामान्य ज्ञान *sāmānya jñān* **General Knowledge**

संदर्भ *sandarbh* context: This is a general general knowledge quiz about India.

निर्देश *nirdeś* instructions: See how you match up, try to answer the questions!

Example: नमुना आपको मालूम है कि भारत में कितने राज्य हैं?

*namunā āpko mālūm hai ki bhārat mē kitne rājya hāi?*

मुझे पता है कि भारत में उन्नीस राज्या हैं।

*mujhe patā hai ki bhārat mē unnīs rājya hāi.*

Or you may just end up giving the answer मुझे पता नहीं *mujhe patā nahī* 'I don't

know', if you don't know. सवाल *savāl* questions:

- 1 भारत में कितने महानगर हैं  
*bhārat mē kitne mahānagar hāi?*
- 2 दुनिया में कितने देश हैं  
*duniyā mē kitne deś hāi?*
- 3 सिंगापुर में कितने लोग हैं?  
*singāpur mē kitne log hāi?*
- 4 भारत के झंडे पर कितने रंग हैं?  
*bhārat ke jhaṇḍe par kitne rang hāi?*
- 5 भारत का राष्ट्र गीत क्या है?  
*bhārat kā rāṣṭra gīt kyā hai?*
- 6 अमरीका में कितने राज्य हैं?  
*amerikā mē kitne rājya hāi?*
- 7 जयपुर कौन-से राज्य में है?  
*jaypur kaun-se rājya mē hai?*
- 8 'गेटवे ऑफ़ इण्डिया' किस शहर में है?  
*'geṭve āf inḍiyā' kis śahar mē hai?*
- 9 दिल्ली में नदी का नाम क्या है?  
*dillī mē nadī kā nām kyā hai?*
- 10 दिल्ली में कितने किले हैं।  
*dillī mē kitne qile hāi?*

**49 अभ्यास उनचास *abhyās uncās*: काफ़ी अच्छा है, है न? *kāfī acchā hai, hai na*  
pretty good isn't it?**

संदर्भ *sandarbh* context: You are trying to sell a car to a customer so you are trying to get them in a mood to agree with you by asking them tag questions.

निर्देश *nirdeś* instructions: Reply to each question by changing it into an affirmative statement. Write out your answers.

नमूना *namunā* Example:

आपको नई मोटर गाड़ियाँ पसंद हैं, है न? हाँ, मुझको नई मोटर गाड़ियाँ पसंद हैं।

*āpko nāī moṭar gāṛiyā̃ pasand hai, hai na? hā̃, mujhko nāī moṭar gāṛiyā̃ pasand hai.*

सवाल *savāl* questions:

- 1 यह गाड़ी काफ़ी अच्छी है, है न?  
*yah gāṛī kāfī acchī hai, hai na?*
- 2 आपकी गाड़ी काफ़ी पुरानी है, है न?  
*āpkī gāṛī kāfī purānī hai, hai na?*
- 3 आपकी पुरानी गाड़ी काफ़ी छोटी है, है न?  
*āpkī purānī gāṛī kāfī chotī hai, hai na?*
- 4 यह नई गाड़ी काफ़ी सुंदर है, है न?  
*yah nāī gāṛī kāfī sundar hai, hai na?*
- 5 यह नई गाड़ी काफ़ी सस्ती है, है न?  
*yah nāī gāṛī kāfī sastī hai, hai na?*
- 6 आपको गाड़ी चलाना पसंद है, है न?  
*āpko gāṛī calānā pasand hai, hai na?*
- 7 आपके पति को ख़रीदारी करना पसंद है, है न?  
*āpke pati ko kharīdārī karnā pasand hai, hai na?*
- 8 आपको लाल रंग पसंद है, है न?  
*āpko lāl rang pasand hai, hai na?*
- 9 आपके पास काफ़ी पैसा है, है न?  
*āpke pās kāfī paisā hai, hai na?*
- 10 आपको लेना है, है न?  
*āpko lenā hai, hai na?*

**50 अभ्यास पचास *abhyās pacās*: वह कैसा कलम है *vah kaisā qalam hai what sort of a pen?***

संदर्भ *sandarbh* context: At the end of a day shopping you go home and a friend asks you how are the new things you have bought.

निर्देश *nirdeś* instructions: select one of the ten possible adjectives (change its ending if needed to agree with the object) from the following list to use in reply to a question from your friend. Write out the answers. विशेषण *viśeṣaṇ* adjectives

सुंदर	<i>sundar</i>
अंग्रेज़ी	<i>aṅgrezī</i>
हिन्दी	<i>hindī</i>
सफ़ेद	<i>safed</i>
काला	<i>kālā</i>
नीला	<i>nīlā</i>
लाल	<i>lāl</i>
बढ़िया	<i>barhiyā</i>
सस्ता	<i>sastā</i>
महँगा	<i>mahaṅgā</i>
छोटा	<i>choṭā</i>

नमुना *namunā* example:

वह कैसा कलम है? *vah kaisā qalam hai?* यह नीला कलम है। *yah nīlā qalam hai.*

सवाल *savāl* questions:

- 1 वह कैसी घड़ी है? *vah kaisī ghaṛī hai?*
- 2 वह कैसा झोला है? *vah kaisā jholā hai?*
- 3 वह कैसा अखबार है? *vah kaisā akhbār hai?*
- 4 वह कैसी किताब है? *vah kaisī kitāb hai?*
- 5 वह कैसी कमीज़ है? *vah kaisī qamīz hai?*
- 6 वह कैसी टोपी है? *vah kaisī ṭopī hai?*
- 7 वह कैसा तकिया है? *vah kaisā takiyā hai?*
- 8 वह कैसी चादर है? *vah kaisī cādar hai?*
- 9 वह कैसा कम्बल है? *vah kaisā kambal hai?*
- 10 वह कैसी शराब है? *vah kaisī śarāb hai?*

## 6: छै – होटल में chai - hotel mẽ Six - In a hotel

In this lesson we will look at:

Making comparisons

Saying things like big, bigger, biggest

How to say some and any

Talking about age

Talking about families

### बातचीत-6a: विवेक विशाल से बड़ा है Vivek is bigger than Vishal

Context: The taxi arrives at the hotel and Ben and Jill check into their rooms with Dilip the receptionist at the Vivek hotel, and Ram the porter.

बेन नमस्ते, हमारे लिए बुकिंग है।

दिलीप एक मिनट, हाँ, बुकिंग है, रेजिस्टर में नाम और पता लिखिए।

बेन ठीक है, हमारे लिए दो कमरे तैयार हैं?

दिलीप हाँ, ज़रूर, मेरे साथ आइए और कमरे देखिए। फिर कौन-से कमरे पसंद हैं बताइए।

राम, उनके कुछ सामान है, कमरों को पहुँचाओ।

राम जी साहब। कुछ और सामान है या बस ये तीन पीस?

दिलीप यह कमरा देखिए। कितना अच्छा है!

जिल यह कमरा ठीक नहीं है, बहुत छोटा है, और खिड़की नहीं है। इस से बड़ा कमरा है? और हमको एक हवादार कमरा चाहिए।

दिलीप अच्छा, दूसरा कमरा देखिए। यह कमरा पहले कमरे से बड़ा है, और बड़ी खिड़की भी है।

बेन यह कमरा ठीक है, लेकिन बैथरूम गंदा है। कोई और कमरा दिखाओ।

दिलीप नहीं जी, यह हमारा सब से अच्छा कमरा है। एक मिनट ठहरिए, राम बैथरूम को साफ़ करो।

राम जी साहब। इस समय गुसलखाने साफ़ करने के लिए कोई नहीं है, कुछ देर और ठहरिए।

बेन लेकिन सुनो, हमको एक-एक कमरा चाहिए, मुझको एक और कमरा दिखाओ।

ben namaste, hamāre lie bukiᅅg hai.

dilīp ek minaᅇ, hā, bukiᅅg hai, rejistar mẽ nām aur patā likhie.

ben ᅇhik hai, hamāre lie kamre taiyār hai?

dilīp hā, zarūr, mere sāth āie aur do kamre dekhie. fir kaun-se kamre pasand haiᅇ batāie. rām, unks kuch sāmān hai, kamre ko pahūcāo.

rām jī sāhib. kuch aur sāmān hai yā bas ye tin pīs?

dilīp yah kamrā dekhie. kitnā acchā hai!

jil yah kamrā ᅇhik nahī hai, bahut chotā hai, aur khiᅇkī nahī hai. is se baᅇā kamrā hai? aur hamko ek havādār kamrā cāhie.

dilīp acchā, dūsᅇrā kamrā dekhie. yah kamrā pahle kamre se baᅇā hai, aur baᅇā khiᅇkī bhī hai.

- ben* yah kamrā ṭhīk hai, lekin baithrūm gandā hai. koī aur kamrā dikhāo.  
*dilīp* nahī̃ jī, yah hamārā sab se acchā kamrā hai. ek minaṭ ṭherie, rām baithrūm ko sāf karo.  
*rām* jī sāhab. is samay gusalkhāne sāf karne ke lie koī nahī̃ hai, kuch ḍer aur ṭherie.  
*ben* lekin suno, hamko ek-ek kamrā cāhie. mujhko ek aur kamrā dikhāo.  
**Ben** Greetings, there is a booking for us.  
**Dilip** One minute, yes, there is a booking, write your name and address in the register.  
**Ben** Okay, are two rooms ready for us?  
**Dilip** Yes, certainly, come with me and see the rooms. Then tell me which rooms you like. Ram, they have some luggage, deliver it to the room.  
**Ram** Yes sir. Is there any more luggage or just these three pieces?  
**Dilip** Look at this room. How good it is!  
**Jill** This room is not okay, it is very small, and it has no window. Is there a bigger room than this? And we want an airy room.  
**Dilip** Good, look at this second room. This room is bigger than the first room, and it has a big window as well.  
**Ben** This room is okay, but the bathroom is dirty. Show some other room.  
**Dilip** No sir, this is our best room. Wait a moment, Ram, clean the bathroom.  
**Ram** Yes sir. At this time there is nobody to clear the bathroom, wait a while.  
**Ben** But listen, we want one room each. Show me one more room.

Notes

Nowadays बैथरूम nm. (Eng.) **bathroom** has mostly displaced the the old fashioned गुसलखाना nm. (Pers.) and the formal Hindi स्नान-घर nm. (Skt).

The use of numbers doubled up in relation to people sometimes gives a sense of ‘that number to each’. In the dialogue where Ben uses एक-एक *ek-ek* **one-one** to express the idea of **one room each** in this way.

### ☑ Topic 6a.1: नेपाल से बड़ा *bigger than Nepal, etc. (comparisons)*

In English comparisons are made with special versions of adjectives and adverbs, tall, taller, fast, faster, etc. But Hindi does not have forms like this, instead if you want to make a comparison you put the word से *se* (‘from, than’) after the thing you are

comparing with. Another way to think of this when you are making comparisons you start with a basic sentence, such as:

भारत बड़ा है। *bhārat baṛā hai*. **India is big.**

In the basic sentence you then add a clause about the second thing or person that you are comparing with the thing or person in the basic sentence. For instance, you could add नेपाल से *nepāl se* **than Nepal**. Literally the Hindi would then mean ‘India, than Nepal, is big.’ Of course, in English you can not say this so instead you say ‘India is bigger than Nepal.’

भारत नेपाल से बड़ा है। *bhārat nepāl se baṛā hai*. **India is bigger than Nepal.**

You can also swap the order of the clauses for emphasis. However, its hard to translate this directly in English, and in spoken English would be the equivalent of placing emphasis on the ‘than’ in the sentence.

नेपाल से भारत बड़ा है। *nepāl se bhārat baṛā hai*. **India is bigger than Nepal.**

The adjective agrees with the main subject of the sentence. It cannot agree with what you are comparing with, as postpositions always block agreement. For instance here लंबा *lambā* **tall** agrees with Ramesh:

रमेश सीता से लंबा है। *rameś sītā se lambā hai*. **Ramesh is taller than Sita.**

In the next example लंबा *lambā* **tall** agrees with Sita, so it becomes लंबी *lambī*.

सीता रमेश से लंबी है। *sītā rameś se lambī hai*. **Sita is taller than Ramesh.**

The use of कम *kam* **less** before an adjective expresses something is less than another thing and ज़्यादा *zyādā* **very much/too much** expresses **much more**.

रमेश सीता से कम होशियार है। *rameś sītā se kam hośiyār hai*.

**Ramesh is less intelligent than Sita.**

लंदन दिल्ली से ज़्यादा ठंडा है। *landan dillī se zyādā ṭhaṇḍā hai*.

**London is much colder than Delhi.**

चाय काफ़ी से ज़्यादा अच्छी है। *cāy kāfī se zyādā acchī hai*.

**Tea is much better than coffee.**

### ☑ Topic 6a.2: सबसे बड़ा *biggest*, सबसे अच्छा *best*, etc. (*superlatives*)

To say that something is ‘the most of all’ you put सब से *sab se* (literally: **from all**) before the adjective. For instance to say **good, better, best** you say.

दिल्ली अच्छी जगह है। *dillī acchī jagah hai*.

**Delhi is a good place.**

शिमला दिल्ली से अच्छी जगह है। *śimlā dillī se acchī jagah hai*.

**Simla is a better place than Delhi.**

वाराणसी सब से अच्छी जगह है। *vārāṇasī sab se acchī jagah hai*.

**Varanasi is the best place of all.**

In Hindi you can also qualify a superlative, which is supposed to be something you should not do in English, but is normal in Hindi.

वाराणसी सब से ज़्यादा अच्छी जगह है। *vārāṇasī sab se zyādā acchī jagah hai.*

**Varanasi is the most best place of all.**

जबलपुर सब से ज़्यादा ख़राब शहर है। *jabalpur sab se zyādā kharab śahar hai.*

**Jabalpur is the most worst city of all.**

Two useful and easy to learn Hindi words which come from Persian are बेहतर *behtar* **better** and बेहतरीन *behtarīn* **best**. For instance:

मेरे लिए आगरा बेहतर शहर है। *mere lie āgrā behtar śahar hai.*

**For me Agra is a better town.**

लेकिन मेरे लिए लखनऊ बेहतरीन शहर है। *lekin mere lie lakhnaū behtarīn śahar hai.*

**But for me Lucknow is the best city.**

बेहतर *behtar* can give the sense of **superb** and बेहतरीन *behtarīn* **excellent**.

मेरी दुकान में बेहतर साड़ियाँ हैं। *merī dukān mē behtarīn sārīyā̃ haī.*

**There are superb saris in my shop.**

बेहतरीन खाने के लिए ताज होटल आइए। *behtarīn khāne ke lie tāj hoṭal āie.*

**Come to the Taj Hotel for excellent food.**

You also sometimes come across Sanskrit words as adjectives, comparatives and superlatives, such as अधिक *adhik* **many, much, more**, अधिकतर *adhiktar* **more, great**, अधिकतम *adhiktam* **greatest**. However, this pattern is only found in a few Sanskrit loan words in Hindi and cannot be generally applied. So these words are best learned as individual vocabulary items rather than a regular form of construction.

### ☑ Topic 6a.3: थोड़ा, छोटा, कम *little, small, younger, less*

Sometimes one English word has several senses, and separate words in Hindi, an important example of this is 'little'.

मुझको थोड़ा चावल दीजिए। *mujhko thorā cāval dījie.*

**Give me a little rice.** (थोड़ा *thorā* means 'little' in reference to quantity)

मुझको एक छोटा कप चाय दीजिए। *mujhko choṭā kap cāy dījie.*

**Give me a little/small cup of tea.** (छोटा *choṭā* 'little' in reference to size)

Sometimes in English we also use 'little' to mean 'less' and 'younger'.

वह मेरा छोटा भाई है। *vah merā choṭā bhāī hai.*

**He is my younger brother.** (छोटा *choṭā* **little** to mean 'younger')

मुझको कम चावल चाहिए। *mujhko kam cāval cāhie.*

**I want less/a little rice.** (कम *kam* **less** often used for 'a little')

So remember that in Hindi you need to distinguish between थोड़ा *thoṛā* **little** in the sense of quantity, छोटा *choṭā* **little** in the sense of size, and कम *kam* **little**, in the sense of less.

#### ☑ Topic 6a.4: कौन-सा *which*?

If you want to ask **which** in the sense of ‘which out of a number of possibilities’ then you add the suffix -सा *-sā* to कौन *kaun*. The -सा *-sa* ending then agrees with the number, gender and case of the things you are referring to.

आपको कौन-सा खाना पसंद है? *āpko kaun-sā khānā pasand hai?*

**Which food do you like?**

कौन-सी किताब चाहिए? *kaun-sī kitāb cāhie?*

**Which book do [you] want?**

आपको कौन-से कपड़े अच्छे लगते हैं? *āpko kaun-se kapṛe acche lagte hāi?*

**Which clothes do you like?**

To ask ‘which of these’ there is a construction with कौन-सा *kaun-sā* and the postposition में से *mē se*, which means literally ‘from amongst’, but in English this literal sense often gets simplified to ‘of’. For instance:

मेरी किताबों में से आपको कौन-सी किताब पसंद है?

*merī kitābō mē se āpko kaun-sī kitāb pasand hai?*

**Which of my books do you like?**

#### ☑ Topic 6a.5: कुछ *kuch* कोई *koi*, *some, any, somebody, something*

The word for **some** or **any** in Hindi is कुछ *kuch*. When you use कुछ *kuch* to talk about the quantity of a noun then it is a form of adjective. For instance:

यहाँ कुछ सेब हैं। *yahā kuch seb hāi.*

**There are some apples here.**

कुछ चाय पीजिए जी। *kuch cāy pījie jī.*

**Please drink some tea.**

क्या यहाँ कुछ आम हैं? *kyā yahā kuch ām hāi?*

**Are there any mangoes here?**

कुछ काफ़ी है? *kuch kāfī hai?*

**Is there any coffee?**

The word for **something** or **anything** is also कुछ *kuch*. When you use कुछ *kuch* in this way as a pronoun it refers to inanimate objects. Note there is no oblique form of कुछ *kuch*. For instance:

कमरे में कुछ था। *kamre mē kuch thā.*

**There was something in the room.**

मेज़ पर कुछ है। *mez par kuch hai.*

**There is something on the table.**

आपको कुछ चाहिए? *āpko kuch cāhie?*

**Do you want something/anything?**

अब कुछ है? *ab kuch hai?*

**Is there something now?**

The Hindi for **nothing** is कुछ नहीं *kuch nahī*, literally, 'not something' .

यहाँ कुछ नहीं है। *yahā kuch nahī hai.*

**There is nothing here.**

कमरे में कुछ नहीं था। *kamre mē kuch nahī thā.*

**There was nothing in the room.**

The Hindi word for **some/any**, when you want to emphasise that you could count the thing, rather than quantity of it, is कोई *koī*. When you use कोई *koī* in this way it functions as an adjective. For instance:

मेज़ पर कोई किताब थी। *mez par koī kitāb thī.*

**There was some book on the table.**

कोई बात नहीं। *koī bāt nahī.*

**It is no matter.** (A common reply if somebody says thank you to you)

The Hindi for someone or anyone is also कोई *koī*. When कोई *koī* is used in this way it is a pronoun which refers to living beings.

कमरे में कोई था। *kamre mē koī thā.*

**There was someone in the room.**

यहाँ कोई है। *yahā koī hai.*

**There is someone here.**

The Hindi for no one is कोई नहीं *koī nahī*. For instance:

कमरे में कोई नहीं था। *kamre mē koī nahī thā.*

**There was no one in the room.**

यहाँ कोई नहीं है। *yahā koī nahī hai.*

**There is no one here.**

There is one complication with the use of कोई *koī* which is that it has an oblique singular form किसी *kisī*. For instance:

वह किसी कमरे में है। *vah kisī kamre mē hai.*

**S/he is in some room.**

किसी से पैसा लीजिए। *kisī se paisā lījie.*

**Take the money from someone.**

किसी किताब में देखो। *kisī kitāb mē dekho.*

**Look in some book.**

In English there are various rules which govern when we use someone, somebody, anyone, anybody, something, anything, etc. in Hindi are all just aspects of कुछ *kuch* and कोई *koī*.

Note that when used as an adjective, कुछ *kuch* relates to quantity and कोई *koī*, and its plural form कई *kaī* **several**, often refer to 'countableness'. For instance:

बस में कोई लड़की थी । *bas mē koī lar̥kī thī.*

**There was some girl in the bus.** (speaking of a specific individual).

बस में कुछ लड़कियाँ थीं । *bas mē kuch lar̥kiyā̃ thī̃.*

**There were some girls in the bus.** (treats them as a quantity or group).

बस में कई लड़कियाँ थीं । *bas mē kaī lar̥kiyā̃ thī̃.*

**There were several girls in the bus.** (treats them as individuals).

The difference is sometimes subtle and in some instances you will need to be guided by listening to native speakers to work out what are the appropriate contexts for using कुछ *kuch*, कोई *koī* and कई *kaī*.

### बातचीत-6b: आपकी उम्र क्या है? How old are you?

Context: Jill asks Ram about himself.

जिल राम, तम्हारी उम्र क्या है?

राम मेरी उम्र पच्चीस साल की है।

जिल तुम्हारे कितने भाई-बहन हैं?

राम मेरे दो भाई हैं और मेरी एक बहन है।

जिल क्या तुम शादीशुदा हो?

राम हाँ, मैं शादीशुदा हूँ।

जिल तुम्हारे कितने बच्चे हैं?

राम मेरा एक बच्चा है। क्या आप शादीशुदा हैं?

जिल नहीं, मैं शादीशुदा नहीं हूँ।

*jil rām, tumhārī umr kyā hai?*

*rām merī umr paccīs sāl kī hai.*

*jil tumhāre kitne bhāī-bahan hāi?*

*rām mere do bhāī hāi aur merī ek bahan hai.*

*jil kyā tum śādīśudā ho?*

*rām hā, māi śādīśudā hū.*

*jil tumhāre kitne bacce hāi?*

*rām merā ek baccā hai. kyā āp śādīśudā hāi?*

*jil nahī, māi śādīśudā nahī hū.*

- Jill Ram, how old are you?  
 Ram I am 25 years old.  
 Jill How many brothers and sisters do you have?  
 Ram I have two brothers and I have one sister.  
 Jill Are you married?  
 Ram Yes, I am married.  
 Jill How many children do you have?  
 Ram I have one child. Are you married.?  
 Jill No, I am not married.

☑ *Topic 6b.1: उम्र के बारे में umr ke bāre mē (concerning age)*

There are two common ways to talk about age in Hindi. One way uses the word उम्र **umr** **age**. However, it's important to note that it means lifespan in the sense of how long life-breath is present, so it is only applicable to people and animals. So somebody might say this to you.

आपकी उम्र क्या है ?

*āpkī umr kyā hai?*

**How old are you?**

(lit. 'your age what is?')

In reply to which you might say.

मेरी उम्र बाईस साल की है।

*merī umr bāīs sāl kī hai.*

**I am 22 years old.** (lit. 'my age 22 years of is')

Note that the की *kī* refers to the feminine noun उम्र **umr** **age** or **lifespan**. Of course if you are not 22 then you should use another number!

Another common way of referring to age is like this.

मैं इक्कीस साल का हूँ।

*maī ikkīs sāl kā hū.*

**I am 21 years (old).**

(lit. 'I am of 21 years')

In this way of talking about age the का *kā* agrees with the subject, the person whose age we are talking about. So a woman would say.

मैं बाईस साल की हूँ।

*maī bāīs sāl kī hū.*

**I am 22 years (old).**

But a man would say.

मैं तेईस साल का हूँ।

*maĩ teĩs sāl kā hū̃.*

**I am 23 years (old).**

☑ **Topic 6b.2: नया *nayā*: new vs. पुराना *purānā*: old**

Old, in the sense of the age of an object, is expressed using the adjective पुराना *purānā* **old**. For instance:

मेरी गाड़ी दस साल पुरानी है।

*merī gārī das sāl purānī hai.*

**My car is ten years old.**

Old, in the sense of a long lasting relationship, is also expressed using पुराना *purānā* **old**. Note that talking about a friend this way would refer to them being a long term friend, not an old person. For instance:

वह मेरा पुराना दोस्त है।

*vah merā purānā dost hai.*

**He is my old friend.**

Old, in the sense of aged, is बूढ़ा *būṛhā*. For instance:

वे मेरे बूढ़े दोस्त हैं।

*ve mere būṛhe dost hai.*

**He is my aged friend.**

NB. take care with बुरा *burā* adj. ‘bad’, vs. बूढ़ा *būṛhā* adj. ‘aged’.

Luckily when you are talking about new things and relationships there are no great complications in meaning. However, the spelling of the word for new needs to be remembered as it changes a lot depending on the gender and number of whatever is new and can take the following forms.

नया *nayā* ms.

नए *nae* mp. & ms. oblique. (नये *naye* is also found)

नई *naī* fs. & fp.

For instance:

यह मेरा नया मकान है।

*yah merā nayā makān hai.*

**This is my new house.**

यह मेरी नई गाड़ी है।

*yah merī naī gārī hai.*

**This is my new car.**

यह मेरे नए कपड़े हैं।

*yah mere nae kapṛe hai.*

**This are my new clothes.**

☑ **Topic 6b.3: मुझसे छोटा है mujhse choṭā hai: younger than me**

Comparisons of ages are made with से *se* and use बड़ा *barā* **big** and छोटा *choṭā* **small**, in the sense of ‘elder’ and ‘younger’. For instance:

वह मुझसे तेईस साल छोटा है।  
*vah mujhse teīs sāl choṭā hai.*

**He is twenty-three years younger than me.**

वे आपसे दो साल बड़े हैं।  
*ve āpse do sāl barē haī.*

**He is two years older than you.**

Note the बड़ा *barā* and छोटा *choṭā* agrees with the subject of the sentence. In this construction that is the person not followed by से *se*, the English ‘than X’. So to say ‘I am two years older than you’ a man says मैं आपसे दो साल बड़ा हूँ *māī āpse do sāl barā hūī* and a woman says मैं आपसे दो साल बड़ी हूँ। *māī āpse do sāl barī hūī*.

☑ **Topic 6b.4: परिवारों के बारे में parivārō ke bāre mē: about families**

Conversations in India are often about families, so it is good to know how to talk about different members of the family. When talking about your mother and father you should refer to them using the polite plural and add the honorific term -जी *-jī* after the words for mother and father. The word जी *-jī* is a bit like **Mr** or **Madam** in English in that it normally indicates an attitude of respect towards the person it relates to. For instance:

ये मेरी माताजी हैं। *ye merī mātājī haī.*

**This is my mother.**

ये मेरे पिताजी हैं। *ye mere pitājī haī.*

**This is my father.**

In Muslim families similar usages are अब्बा जान *abbā jān* ‘**father [dear]**’ and अम्मी जान *ammī jān* ‘**mother [dear]**’. In both communities when talking about elder brothers and sisters it is also polite to speak about them using the polite plural. For instance:

वे मेरी बड़ी बहन हैं।  
*ve merī barī bahan haī.*

**She is my elder sister.**

वे मेरे बड़े भाई हैं।  
*ve mere barē bhāī haī.*

**He is my elder brother.**

But when talking about younger brothers and sisters you can refer to them in the singular:

वह मेरी छोटी बहन है।

*vah merī choṭī bahan hai.*

**She is my younger sister.**

वह मेरा छोटा भाई है।

*vah merā choṭā bhāī hai.*

**He is my younger brother.**

Hindi relationship terms distinguish between maternal and paternal relatives. So instead of just **uncle** there are words for maternal and paternal uncles. For instance:

मेरे चाचाजी दिल्ली में हैं।

*mere cācājī dillī mẽ hāī.*

**My [paternal] uncle is in Delhi.**

मेरे मामाजी मुंबई में रहते हैं।

*mere māmājī mumbaī mẽ hāī.*

**My [maternal] uncle is in Mumbai.**

There are also words for ‘brother’s wife’ and ‘sister’s husband’.

मेरी भाभी बंगाली है।

*merī bhābhī bangālī hai.*

**My ‘elder brother’s wife’ is Bengali.**

मेरे जीजाजी डाक्टर हैं।

*mere jījājī ḍākṭar hāī.*

**My ‘elder sister’s husband’ is a doctor.**

Yet another complication in Hindi relationship terms is that they often distinguish between younger and older relatives. For instance, whilst a बहनोई *bahanoī* means ‘sister’s husband’, i.e. a **brother-in-law**, many people regard it as meaning specifically a younger sister’s husband, and everybody uses the term जीजा *jijā* to mean a **brother-in-law** in reference to an ‘elder sister’s husband’.

### ▣ Topic 6b.5: शादी और बच्चों के बारे में *marriage & children*

You will find that in India that one of the first questions many people ask you is are you married and if so then how many children do you have. The word for wife is पत्नी *patnī* and the word for husband is पति *pati*. The word for married is the adjective, शादीशुदा *śādīśudā*, which is invariable, i.e. it does not change to agree with the subject so whether speaking of a man or a woman it remains शादीशुदा *śādīśudā* **married**. For instance, somebody might ask:

क्या आप शादीशुदा हैं ?

*kyā āp śādīśudā hāī.*

**Are you married?**

To which you might reply:

मैं शादीशुदा हूँ। *māī śādīśudā hūī.*

**I am married.**

Then, if you are married you will be asked, not whether you have children but, how many children you have.

आपके कितने बच्चे हैं? *āpke kitne bacce haī?*

**How many children do you have?**

To which you might reply:

मेरे तीन बच्चे हैं। *mere tīn bacce haī.*

**I have three children.**

Or however many children you have, or perhaps:

मेरे कोई बच्चे नहीं हैं। *mere koī bacce nahī haī.*

**I do not have any children.**

Note that the possessive pronoun मेरे *mere* is in the oblique because of an implied, but unexpressed, word or phrase after it. It is probably a contraction from मेरे यहाँ *mere yahā* **at my place** or मेरे घर पर *mere ghar par* **in my home**.

If you are an adult and you are not married people will probably ask you why. This is because in India almost all adults are married and not to be married is considered strange. If you are still quite young one explanation for why you are not married might be that you are a student. So you might have a conversation like this:

क्या आप शादीशुदा हैं? *kyā āp śādīśudā haī?*

**Are you married?**

नहीं, मैं शादीशुदा नहीं हूँ। *nahī, mā śādīśudā nahī hū.*

**No, I am not married.**

क्यों? *kyō?*

**Why?**

क्योंकि मैं विद्यार्थी हूँ। *kyōki mā vidyārthī hū.*

**Because I am a student.**

### पाठ छै शब्दावली Lesson 6: Vocabulary (80 words)

अधिक <i>adhik</i> adj. many, much, more	ordinary; आम तौर पर normally
अधिकतम <i>adhiktam</i> adj. greatest	इक्कीस <i>ikkīs</i> num. twenty-one
अधिकतर <i>adhiktar</i> adj. more, great	उन्नीस <i>unnīs</i> num. nineteen
अब्बा जान <i>abbā jān</i> nm. father [dear] (Urdu)	उम्र <i>umr</i> nf. age, in the sense of lifespan
अम्मी जान <i>ammī jān</i> nf. mother [dear] (Urdu)	ऊनी <i>ūnī</i> adj. woolen
आगे <i>āge</i> adv. ahead, in front, further, fast in relation to clocks; आगे जाना vi. to go ahead	के बारे में <i>ke bāre mē</i> ppn. concerning, in the matter of
आम <i>ām</i> nm. & adj. mango; adj.	कुछ <i>kuch</i> adj. & pr. some, any; pr. something, anything; कुछ नहीं nothing
	कप <i>kap</i> nm. cup

कम <i>kam</i> adj. less	पठान <i>paṭhān</i> nm. Pathan, an inhabitant of the NWFP; adj. related to the Pathans
क्यों <i>kyō</i> adv. why	पत्नी <i>patnī</i> nf. wife
क्योंकि <i>kyōki</i> cj. because, due to this	पति <i>pati</i> nm. husband ('Lord')
कश्मीरी <i>kaśmīrī</i> adj. Cashmere, related to Kashmir	परिवार <i>parivār</i> nm. family
किसी <i>kisī</i> adj. * pr. oblique form of कोई <i>koī</i>	प्लास्टिक <i>plāstik</i> nm. plastic
कोई <i>koī</i> adj. & pr. some, any; pr. someone, anyone	पाजामा <i>pājāmā</i> nm. pajama (trousers only, no 'pajama top' in Hindi)
कौन-सा <i>kaun-sā</i> pr. which (in the sense of 'which out of a number of possibilities')	बूकिंग <i>būkiṅg</i> nf. 'booking' as in hotel booking
गंदा <i>gandā</i> adj. dirty, bad, ugly (of clothing)	बैंगनी <i>baīganī</i> adj. purple
गुलाबी <i>gulābī</i> adj. pink	बंगाली <i>bangālī</i> adj. & nm. & nf. adj. Bengali; nm. a Bengali; nf. the Bengali language
गुसलखाना <i>gusalkhānā</i> nm. bathroom	बुरा <i>burā</i> adj. bad
गाँधी <i>gāṅdhī</i> nm. name of a Gujarati trading community; a style of hat	बूढ़ा <i>būṛhā</i> adj. & nm. adj. old; nm. old man
चमड़ा <i>camṛā</i> nm. leather	बराबर adj. equal, the same
चाचा <i>cācā</i> nm. paternal uncle, 'father's younger brother'	बस <i>bas</i> nf. & inter. & adj. nf. bus; inter. enough! stop!; adj. enough, just; nm. power
चावल <i>cāval</i> nm. rice	बेहतर <i>behtar</i> adj. better, superb
जूता <i>jūtā</i> nm. shoe	बेहतरीन <i>behtarīn</i> adj. best, excellent
जबलपुर <i>jabalpur</i> nm. Jabalpur, a city	बहनोई <i>bahanoī</i> nf. brother-in-law, '[younger] sister's husband'
जाम <i>jām</i> nm. [traffic]-jam	बाईस <i>bāīs</i> num. twenty-two
जीजा <i>jijā</i> nm. elder sister's husband (cf. बहनोई)	भाभी <i>bhābhī</i> nf. sister-in-law, 'elder brother's wife'
ठहरना <i>ṭharnā</i> vi. to stop, stay, remain, lodge (note: pronounced ṭhernā)	में से <i>mē se</i> ppn. from amongst
ढाका <i>dhākā</i> nm. Dhaka, capital of Bangladesh; a style of hat	मालिक nm. boss, employer, owner
तेईस <i>teīs</i> num. twenty-three	मिनट <i>minat</i> nm. minute (time measurement)
तोहफ़ा nm. present	रेजिस्टर <i>rejistar</i> nf. register, as in hotel register book
थोड़ा <i>thorā</i> adj. 'little' in reference to quantity; थोड़ा-बहुत a bit of	रेशमी <i>reśmī</i> adj. silken, i.e. silk
दुपट्टा <i>dupaṭṭā</i> nm. dupatta, a kind of scarf worn by women	लंदन <i>landan</i> nm. London, a city
देर <i>der</i> nf. delay	विवेक <i>vivek</i> nm. discernment; also a man's name and the name of a hotel
दिखाना <i>dikhānā</i> vt. to show	विशाल <i>viśāl</i> adj. vast, splendid, grand;
दोस्त <i>dost</i> nm. & nf. friend	
नेपाल <i>nepāl</i> nm. Nepal	

## Hindi 1

also a man's name and the name of a hotel	साड़ी <i>sārī</i> nf. sari, an Indian woman's garment
शहर <i>śahar</i> nm. city	साफ़ करना <i>sāf karnā</i> vt. to clean
शादीशुदा <i>śādīśudā</i> adj. married	साल <i>sāl</i> nm. year
शाल <i>śāl</i> nm. shawl	सीता <i>sītā</i> nf. Sita, a woman's name
शिमला <i>śimlā</i> nm. Simla, a city	हवादार <i>havādār</i> adj. airy
स्कूल <i>skūl</i> nm. & nf. school (Skt पाठशाला <i>paṭśālā</i> nm. school)	हाल <i>hāl</i> nm. condition, state
सूती <i>sūtī</i> adj. cotton	होशियार <i>hośiyār</i> adj. intelligent

## 51 अभ्यास इक्यावन *abhyās ikyāvan*: तुलना करना *tulnā karnā* Comparing

संदर्भ *sandarbh* context: You are trying to decide whether to stay at the Vivek Hotel ('Hotel Discernment') or the Vishal hotel ('Grand Hotel'). You ring up a friend to ask about various features of the two hotels.

निर्देश *nirdeś* instructions: Answer the questions and always affirm that the Vivek is bigger, better etc.. Write out the questions and answers.

नमुना *namunā* example:

क्या, विवेक विशाल से बड़ा है? हाँ, विवेक विशाल से बड़ा है।

*kyā vivek viśal se baṛā hai? jī hā, vivek viśāl se baṛā hai.*

Is the Vivek bigger than the Vishal? Yes the Vivek is bigger than the Vishal.

सवाल *savāl* questions:

- |   |                                |  |
|---|--------------------------------|--|
| 1 | क्या विवेक विशाल से अच्छा है?  | <i>kyā vivek viśāl se acchā hai?</i>     |
| 2 | क्या विवेक विशाल से नया है?    | <i>kyā vivek viśal se nayā hai?</i>      |
| 3 | क्या विवेक विशाल से ठंडा है?   | <i>jī hā, vivek viśāl se thaṇḍā hai.</i> |
| 4 | क्या विवेक विशाल से हवादार है? | <i>kyā vivek viśal se havādar hai?</i>   |
| 5 | क्या विवेक विशाल से साफ़ है?   | <i>kyā vivek viśal se sāf hai?</i>       |

Instructions: now you want to know more some more specific issues, how would you respond to these questions? You will need to translate them into Hindi and then reply to them, remembering the Vivek is always more.

नमुना *namunā* example:

क्या, विवेक का खाना विशाल से अच्छा है?

*kyā, vivek kā khānā viśal se acchā hai?*

हाँ, विवेक का खाना विशाल से ज़्यादा अच्छा है।

*hā, vivek kā khānā viśal se zyādā acchā hai.*

**Is the Vivek's food better than the Vishal's?**

**Yes the Vivek's food is better than the Vishal's.**

- |    |  |   |
|----|--|---|
| 6  | क्या, विवेक के कमरे विशाल से बड़े हैं?               | <i>kyā, vivek ke kamre viśal se baṛe hā?</i>          |
| 7  | क्या, विवेक में विशाल से ज़्यादा मंज़िलें हैं?       | <i>kyā, vivek mē viśal se zyādā mañjilē hā?</i>       |
| 8  | क्या, विवेक में विशाल से बड़ा रेस्तराँ है?           | <i>kyā, vivek mē viśal se baṛā restrā hai?</i>        |
| 9  | क्या, विवेक में विशाल से खिड़कियाँ ज़्यादा बड़ी हैं? | <i>kyā, vivek mē viśal se khirkiyā zyādā baṛī hā?</i> |
| 10 | क्या, विवेक में विशाल से कमरे ज़्यादा महँगे हैं?     | <i>kyā, vivek mē viśal se kamre zyādā mahaṅge hā.</i> |

## 52 अभ्यास बावन *abhyās bāvan*: सब से अच्छा *sab se acchā* Best of all

संदर्भ *sandarbh* context: A friend knows this information about four countries.

स्विट्ज़रलैंड <i>sviṭzarlaīd</i>	भारत <i>bhārat</i>
क्षेत्रफल - 41,284 व कि मी	क्षेत्रफल - 3,287,263 व कि मी
<i>kṣetrāphal - 41,284 va ki mī</i>	<i>kṣetrāphal - 3,287,263 va ki mī</i>
जनसंख्या - 7, 283,000 (सत्तर लाख)	जनसंख्या - 1,027, 015,000 (सौ करोड़)
<i>jansaṅkhyā - 7, 283000</i>	<i>jansaṅkhyā - 1,027, 015,000</i>
राजधानी - बर्न <i>rājdhānī - barn</i>	राजधानी - नई दिल्ली <i>rājdhānī - naī dillī</i>
औसत तापमान 12 <i>ausat tāpmān 12</i>	औसत तापमान 25 <i>ausat tāpmān 25</i>
मुद्रा - स्विस् फ्रैंक <i>mudrā - svīs fraīk</i>	मुद्रा - भारतीय रुपया - <i>bhārtīy rupayā</i>
जापान <i>jāpān</i>	ऑस्ट्रेलिया <i>āṣṭreliyā</i>
क्षेत्रफल - 377,829 व कि मी	क्षेत्रफल - 7,741,220 व कि मी
<i>kṣetrāphal - 377,829 va ki mī</i>	<i>kṣetrāphal - 7,741,220 va ki mī</i>
जनसंख्या - 126,772,000 (बारह करोड़)	जनसंख्या - 19,357,000 (दो करोड़)
<i>jansaṅkhyā - 126,772,000 (bārah krōṛ)</i>	<i>jansaṅkhyā - 19,357,000 (do krōṛ)</i>
राजधानी - टोकियो <i>rājdhānī - ṭokiyo</i>	राजधानी - कैनबेरा <i>rājdhānī - kainberā</i>
औसत तापमान 16 <i>ausat tāpmān 16</i>	औसत तापमान 14 <i>ausat tāpmān 14</i>
मुद्रा - येन <i>mudrā - yen</i>	मुद्रा - ऑस्ट्रेलियाई डॉलर <i>āṣṭreliyāī dālar</i>

निर्देश *nirdeś* instructions: Make up questions and answers as in this example.

नमुना <i>namunā</i>	क्या भारत जापान से बड़ा है? <i>kyā bhārat jāpān se baṛā hai?</i>
	जी हाँ, भारत जापान से बड़ा है, लेकिन ऑस्ट्रेलिया सब से बड़ा है।
	<i>jī hā, bhārat jāpān se baṛā hai, lekin āṣṭreliyā sab se baṛā hai.</i>

सवाल और जवाब *savāl aur javāb* Questions and answers:

1	क्या जापान ऑस्ट्रेलिया से महंगा है?	<i>kyā jāpān lekin āṣṭreliyā se mahāṅgā hai?</i>
2	क्या कैनबेरा टोकियो से ठंडा है?	<i>kyā kainbarā ṭokiyo se ṭhaṅḍā hai?</i>
3	भारत ऑस्ट्रेलिया से बड़ा है?	<i>bhārat āṣṭreliyā se baṛā hai?</i>
4	जापान की जनसंख्या ऑस्ट्रेलिया से बड़ी है?	<i>jāpān kī jansaṅkhyā āṣṭreliyā se baṛī hai?</i>
5	कौन-से देश की जनसंख्या सब से बड़ी है?	<i>kaun-se deś kī jansaṅkhyā sab se baṛī hai?</i>
6	कौन-सा देश का क्षेत्रफल सब से बड़ा है?	<i>kaun-sā deś kā kṣetrāphal sab se baṛā hai?</i>
7	कौन-सा देश का क्षेत्रफल सब से छोटा है?	<i>kaun-sā deś kā kṣetrāphal sab se choṭā hai?</i>
8	कौन-सा देश सब से अच्छा है?	<i>kaun-sā deś sab se acchā hai?</i>
9	क्या जापान भारत से अमीर है?	<i>kyā jāpān bhārat se amīr hai?</i>
10	सब से सुंदर देश कौन-सा है?	<i>sab se sundar deś kaun-sā hai?</i>

**53 अभ्यास तिरपन *abhyās tirpan*: थोड़ा छोटा कम *thoṛā, choṭā, kam* ‘Little’**

संदर्भ *sandarbh* context: You have decided to eat and drink less and are when you are ordering in a restaurant decide you want a ‘small’ everything.

निर्देश *nirdeś* instructions: in the following sentences chose between appropriate forms of थोड़ा *thoṛā* **little** (quantity), छोटा *choṭā* **little** (size) , कम *kam* **little** (‘less’).

Remember you will have to make the adjective agree as well.

नमूना *namunā* example:

आपको खाना चाहिए? *āpko khānā cāhie?*  
मुझको थोड़ा / छोटा / कम खाना चाहिए। *mujhko thoṛā/choṭā/kam khānā cāhie.*

सवाल और जवाब *savāl aur javāb* Questions and answers:

- 1 आपको चावल चाहिए? *āpko cāval cāhie?*  
मुझको थोड़ा / छोटा / कम चावल चाहिए। *mujhko thoṛā/choṭā/kam cāval cāhie.*
- 2 आपको कबाब चाहिए? *āpko kabāb cāhie?*  
मुझको थोड़ा / छोटा / कम कबाब चाहिए। *mujhko thoṛā/choṭā/kam kabāb cāhie.*
- 3 आपको दाल चाहिए? *āpko dāl cāhie?*  
मुझको थोड़ा / छोटा / कम दाल चाहिए। *mujhko thoṛā/choṭā/kam dāl cāhie.*
- 4 आपको सब्जी चाहिए? *āpko sabzī cāhie?*  
मुझको थोड़ा / छोटा / कम सब्जी चाहिए। *mujhko thoṛā/choṭā/kam sabzī cāhie.*
- 5 आपको पानी चाहिए? *āpko pānī cāhie?*  
मुझको थोड़ा / छोटा / कम पानी चाहिए। *mujhko thoṛā/choṭā/kam pānī cāhie.*
- 6 आपको चाय चाहिए? *āpko cāy cāhie?*  
मुझको थोड़ा / छोटा / कम चाय चाहिए। *mujhko thoṛā/choṭā/kam cāy cāhie.*
- 7 आपको चीनी चाहिए? *āpko cīnī cāhie?*  
मुझको थोड़ा / छोटा / कम चीनी चाहिए। *mujhko thoṛā/choṭā/kam cīnī cāhie.*
- 8 आपको मिठाई चाहिए? *āpko miṭhāī cāhie?*  
मुझको थोड़ा / छोटा / कम मिठाई चाहिए। *mujhko thoṛā/choṭā/kam miṭhāī cāhie.*
- 9 आपको सौंफ़ चाहिए? *āpko saūf cāhie?*  
मुझको थोड़ा / छोटा / कम सौंफ़ चाहिए। *mujhko thoṛā/choṭā/kam saūf cāhie.*
- 10 आपको पराठा चाहिए? *āpko parāṭhā cāhie?*  
मुझको थोड़ा / छोटा / कम पराठा चाहिए। *mujhko thoṛā/choṭā/kam parāṭhā cāhie.*
- 11 आपको बिल चाहिए? *āpko bil cāhie?*  
मुझको थोड़ा / छोटा / कम बिल चाहिए। *mujhko thoṛā/choṭā/kam bil cāhie.*

**54 अभ्यास चौवन *abhyās cauvan*: कौन-सा *kaun-sā* Which?**

संदर्भ *sandarbh* context: You are in a clothes shop trying to choose which items to buy as the salesman shows them to you and offers you choices.

निर्देश *nirdeś* instructions: Put in the correct form of कौन-सा to agree with what is being offered and then answer the question.

Example:

नमुना	आपको कौन-सा पसंद है? यह या वह?	मुझको वह पसंद है।
<i>namunā</i>	<i>āpko kaun-sā pasand hai? yah yā vah?</i>	<i>mujhko vah pasand hai.</i>

सवाल *savāl* questions:

1 आपको कौन-सा रंग पसंद है? लाल या हरा?

*āpko kaun-sā raṅg pasand hai? lāl yā harā?*

2 आपको कौन-सा कपड़ा पसंद है? सूती या रेशमी?

*āpko kaun-sā kapṛā pasand hai? sūtī yā reśmī?*

3 आपको कौन-सा कुरता पसंद है? लंबा या छोटा?

*āpko kaun-sā kurtā pasand hai? lambā yā choṭā?*

4 आपको कौन-सा पाजामा पसंद है? सफ़ेद या काला?

*āpko kaun-sā pājāmā pasand hai? safed yā kālā?*

5 आपको कौन-से जूते पसंद है? चमड़ा या प्लास्टिक?

*āpko kaun-se jūte pasand hai? camṛā yā plāstik?*

6 आपको कौन-सी टोपी पसंद है? गाँधी या ढाका?

*āpko kaun-sī ṭopī pasand hai? gāndhī yā dhākā?*

7 आपको कौन-सी शाल पसंद है? ऊनी या कश्मीरी?

*āpko kaun-sī śāl pasand hai? ūnī yā kaśmīrī?*

8 आपको कौन-सा शलवार पसंद है? पंजाबी या पठान?

*āpko kaun-sā śalvār pasand hai? pañjābi yā paṭhān?*

9 आपको कौन-सी क़मीज़ पसंद है? गुलाबी रंग या बैंगनी रंग?

*āpko kaun-sī qamīz pasand hai? gulābī raṅg yā baīganī raṅg?*

10 आपको कौन-सा दुपट्टा पसंद है? सूती या रेशमी?

*āpko kaun-sā dupaṭṭā pasand hai? sūtī yā reśmī?*

**55 अभ्यास पचपन *abhyās pacpan*: कुछ /कोई *kuch/koī* some/any**

संदर्भ *sandarbh* context: you are visiting a rather vague and forgetful friend who offers you hospitality and wants to ask you about some things he has found at a market.

निर्देश *nirdeś* instructions: decide whether कुछ *kuch*, कोई *koī* (or किसी *kisi*) would be appropriate in the sentence and put it in and then translate it.

नमुना *namunā* example:

मेरे पास कुछ कपड़े हैं, उनमें से आपको कोई कपड़ा पसंद है?

*mere pās kuch kapṛe haī, unmē se āpko koī kapṛā pasand hai?*

I have some clothes, do you like any of them?

सवाल *savāl* questions:

आदमी की आवाज़

*ādmī kī āvāz*

नमस्ते दोस्त, अंदर आओ न।

*Namaste dost, andar āo na.*

तुमको

चाहिए

*tumko*

*cāhie.*

चाय पियो न

*cāy piyo na.*

मेरे पास

नहीं।

*mere pās*

*mujhe pasand nahī.*

देखो, उस मेज़ पर

*dekho, us mez par*

धन्यवाद।

*dhanyvād.*

इस तस्वीर में

*is tasvīr mē*

नहीं भाई, यह

*nahī bhāī, yah*

उसके हाथ में कुछ है।

*uske hāth mē kuch hai.*

हाँ, आपको मालूम है कि यह कौन है?

*hā, āpko mālūm hai ki yah kaun hai?*

मुझे भी

*mujhe bhī*

पता नहीं।

*patā nahī.*

औरत की आवाज़

*aurat kī āvāz*

नमस्ते।

*Namaste.*

मुझको

*mujhko*

नहीं चाहिए।

*nahī cāhie.*

ठीक है चाय दो।

*ṭhīk hai cāy do.*

मुझको

नहीं।

*mujhko*

*bhī barfī nahī cāhie,*

ठीक है, यह तस्वीर लो।

*ṭhīk hai, yah tasvīr dekho.*

बात नहीं।

*bāt nahī.*

आपके

*āpke*

हाँ, काफ़ी पुरानी है।

*hā, kāfī purānī hai.*

हाँ,

*hā,*

मुझे

*mujhe*

पता नहीं।

*patā nahī.*

और से पूछो भाई।

*aur se pūcho bhāī.*

*aur se pūcho bhāī.*

**56 अभ्यास छप्पन abhyās chappan: उम्र के बारे में umra ke bāre mē Age**

संदर्भ *sandarbh* context: You are meeting a friend Pradeep who turns up with four children with him and you try to find out a bit about them.

निर्देश *nirdeś* instructions: Translate the dialogue into English

Example:

नमुना	आप की उम्र क्या है?	मेरी उम्र बीस साल की है।
<i>namunā</i>	<i>āp kī umr kyā hai?</i>	<i>merī umra bīs sāl kī hai.</i>

बातचीत *bātcīt* Conversation:

प्रिया नमस्ते, आप कैसे हैं, क्या यह तुम्हारी छोटी बेटी है?

*priyā Namaste, āp kaise hai, kyā yah tumhārī choṭī beṭī hai?*

प्रदीप हाँ, उसका नाम मीना है।

*pradīp hā, uskā nām mīnā hai.*

प्रिया नमस्ते मीना, बहुत संदर नाम है। तुम्हारी उम्र क्या है

*priyā Namaste mīnā, bahut sundar nam hai. tumhārī umra kyā hai?*

मीना मेरी उम्र पाँच साल की है।

*mīnā merī umra pāc sāl kī hai.*

प्रिया अरे और यह छोटा लड़का कौन है

*priyā are aur yah choṭā laṛkā kaun hai?*

प्रदीप यह मेरा बेटा मुकेश है।

*pradīp yah merā beṭā mukeś hai.*

प्रिया नमस्ते मुकेश, तुम बहुत बड़े बच्चे हो, तुम्हारी उम्र क्या है

*priyā Namaste mukeś, tum bahut baṛe bacce ho, tumhārī umra kyā hai?*

मुकेश मैं चार साल का हूँ।

*mukeś mā cār sāl kā hū.*

प्रिया बहुत अच्छा, और यह लड़का कौन है?

*priyā bahut acchā, aur yah laṛkā kaun hai?*

प्रदीप यह मुकेश का क्लासमैट है, उसका नाम दीपू है, उसकी उम्र भी चार साल की है।

*pradīp yah mukeś kā klāsmait hai, uskā nām dīpū hai, uskī umra bhī cār sāl kī hai.*

प्रिया और यह सुंदर बच्ची कौन है

*priyā aur yah sundar baccī kaun hai?*

प्रदीप यह मीना की दोस्त है, उसका नाम पिंकी है और उसकी उम्र छै साल की है।

*pradīp yah mīnā kī dost hai, uskā nām piṅkī hai aur uskī umra chai sāl kī hai.*

### 57 अभ्यास सत्तावन *abhyās sattāvan*: नया और पुराना *ayā aur purānā* New and old

संदर्भ *sandarbh* context: You are looking for a new car and talking to a salesman about a second hand car.

निर्देश *nirdeś* instructions: In the following passage put either नया or पुराना (in appropriate forms) into the gaps in the conversation, or a construction related to age in the sense of उम्र or an adjective related to age. Then record the finished passage.

Example:

नमुना	जी, आपको	[नई] गाड़ी चाहिए?
<i>namunā</i>	<i>jī āpko</i>	<i>[nāī] gārī cāhie?</i>

बातचीत *bātcīt* Conversation:

आप मेरी गाड़ी बहुत है, मुझे गाड़ी चाहिए।  
*āp merī gārī bahut hai, mujhe gārī cāhie.*

दुकानदार ठीक है मेमसाहब आपको कैसी गाड़ी चाहिए?  
*dukāndār thīk hai memsāhab āpko kaisī gārī cāhie?*

आप मुझे मारुति ज़ेन चाहिए।  
*āp mujhe māruti zen cāhie.*

दुकानदार बहुत अच्छा मेमसाहब, मेरे पास कुछ मारुति ज़ेन हैं और कुछ सस्ती मारुति ज़ेन भी हैं।  
*dukāndār bahut acchā memsāhab, mere pās kuch māruti zen hai aur kuch sastī māruti zen bhī hai.*

आप कितने साल ?  
*āp kitne sāl ?*

दुकानदार देखिए जी इस गाड़ी की एक ही मालिक थी, और वह एक बुढ़ी औरत थी।  
*dukāndār dekhie jī is gārī kī ek hī mālik thī, aur vah ek burhī aurat thī.*

आप बहुत है, इसका इंजन ठीक है?  
*āp bahut hai, iskā iñjan thīk hai?*

दुकानदार इंजन है मेमसाहब।  
*dukāndār iñjan hai memsāhab.*

आप ठीक है, और इसके टायर हैं?  
*āp thīk hai, aur iske tāyar hai?*

दुकानदार बिल्कुल नहीं मेमसाहब, वे भी हैं।  
*dukāndār bilkul nahī memsāhab, ve bhī hai.*

आप फिर भी, मुझे नहीं चाहिए, मुझे मारुति की ज़ेन एस्टिलो गाड़ी चाहिए।  
*āp phir bhī, mujhe nahī cāhie, mujhe māruti kī zen 'estīlo' gārī cāhie.*

## 58 अभ्यास अट्टावन *abhyās aṭṭhāvan*: मुझसे छोटा *mujhse choṭa* Younger than me

संदर्भ *sandarbh* context: you are describing your family to a friend who has rung you and wants to know about your ages as he is trying to decide what to buy for you all as presents when he comes to visit from Singapore.

निर्देश *nirdeś* instructions: fill in the blanks in the questions with the appropriate forms of छोटा *choṭa* / बड़ा *barā* and translate the conversation into Hindi. Then record the whole dialogue.

Example:	He is two years younger than me.	He is two years younger than me.
नमुना	वह मुझसे दो साल है।	वह मुझसे दो साल छोटा है।
<i>namunā</i>	<i>vah mujhse do sāl hai.</i>	<i>vah mujhse do sāl choṭā hai.</i>

बातचीत *bātcīt* dialogue:

दोस्त	तुम लोगों को कौन-से तोहफ़े पसंद हैं?
<i>dost</i>	<i>tum logo ko kaun-se tohfe pasand hai?</i>
आप	कोई भी तोहफ़ा अच्छा है, क्यों?
<i>āp</i>	<i>koī bhī tohfā acchā hai, kyō?</i>
दोस्त	तुम्हारे भाई तुमसे कितने साल हैं?
<i>dost</i>	<i>tumhāre bhāī tumse kitne sāl hai?</i>
आप	वह मुझसे तीन साल है।
<i>āp</i>	<i>vah mujhse tīn sāl hai?</i>
दोस्त	और बड़ी बहन तुमसे कितने साल हैं?
<i>dost</i>	<i>aur baṛī bahan tumse kitne sāl hai?</i>
आप	वे मुझसे दो साल हैं।
<i>āp</i>	<i>ve mujhse do sāl hai.</i>
दोस्त	ठीक है, और तुम्हारी छोटी बहन तुमसे कितने साल हैं?
<i>dost</i>	<i>thīk hai, aur tumhārī choṭī bahan tumse kitne sāl hai?</i>
आप	वह मुझसे दो साल है।
<i>āp</i>	<i>vah mujhse do sāl hai.</i>
दोस्त	और आपके पिताजी आपकी माताजी से कितने साल हैं।
<i>dost</i>	<i>aur āpke pitājī āpkī mātājī se kitne sāl hai?</i>
आप	एक साल, बस, एक और सवाल है, तुम्हारी उम्र क्या है
<i>āp</i>	<i>ek sāl, bas, ek aur savāl hai, tumhārī umr kyā hai?</i>
दोस्त	मेरी और तुम्हारी उम्र बराबर है, है न?
<i>dost</i>	<i>merī aur tumhārī umr barābar hai, hai na?</i>

## 59 अभ्यास उनचास *abhyās uncās*: परिवारों के बारे में *parivārō ke bāre mē Families*

संदर्भ *sandarbh* context: Your friend is asking you about your family. Imagine the descriptions given below are descriptions of your family members.

निर्देश *nirdeś* instructions: answer your friends questions based on the information given about the family members.

चौदरी परिवार *caudrī parivar* The Chaudry family

माताजी	पिताजी	बड़े भाई	छोटी बहन
<i>mātājī</i>	<i>pitājī</i>	<i>baṛe bhāī</i>	<i>choṭī bahan</i>
नाम – सीता	नाम – राम	नाम – राधेश्याम	नाम - राधा
<i>nām – sītā</i>	<i>nām –rām</i>	<i>nām –rādheśyām</i>	<i>nām -rādhā</i>
घर – दिल्ली	घर – दिल्ली	घर – कानपुर	घर – दिल्ली
<i>ghar – dillī</i>	<i>ghar – dillī</i>	<i>ghar – kānpur</i>	<i>ghar - dillī</i>
उम्र – उनचास	उम्र – पचास	उम्र – उनतीस	उम्र – उन्नीस
<i>umra –uncās</i>	<i>umra – pacās</i>	<i>umra –untīs</i>	<i>umra -unnīs</i>
काम – सरकारी अफसर	काम – व्यापारी	काम – व्यापारी	स्कूल – सेंट मारियाज़
<i>kām – sarkārī afsar</i>	<i>kām – vyāpārī</i>	<i>kām – vyāpārī</i>	<i>skūl - sāṭ mārīyāz</i>
पसंद – टीवी देखना	पसंद – क्रिकेट देखना	पसंद – फ़िल्में देखना	पसंद – हॉकी खेलना
<i>pasand – ṭīvī dekhnā</i>	<i>pasand –krikeṭ dekhnā</i>	<i>pasand –filmē</i>	<i>pasand –hāṅkī khelnā</i>
<i>dekhnā</i>	<i>pasand – hāṅkī khelnā</i>		

Example:

नमुना	आपका घर कहाँ है?	मेरा घर दिल्ली में है।
<i>namunā</i>	<i>āpkā ghar kahā hai?</i>	<i>merā ghar dillī mē hai.</i>

सवाल *savāl* questions:

1	आपके पिताजी का नाम क्या है?	<i>āpke pitājī kā nām kyā hai?</i>
2	आपकी माताजी का नाम क्या है?	<i>āpkī mātājī kā nām kyā hai?</i>
3	आपके कितने भाई बहन हैं?	<i>āpke kitne bhāī bahan hāi?</i>
4	आपके भाई का नाम क्या है?	<i>āpke bhāī kā nām kyā hai?</i>
5	आपकी बहन का नाम क्या है?	<i>āpkī bahan kā nām kyā hai?</i>
6	आपके पिताजी का क्या काम है?	<i>āpke pitājī kā kyā kām hai?</i>
7	आपके भाई का क्या काम है?	<i>āpke bhāī kā kyā kām hai?</i>
8	आपकी बहन के स्कूल का नाम क्या है?	<i>āpkī bahan ke skūl kā nām kyā hai?</i>
9	आपके भाई का घर कहाँ है?	<i>āpke bhāī kā ghar kahā hai?</i>
10	क्या आपके परिवार में किसी को कोई खेल पसंद है?	<i>kyā āpke parivār mē kisī ko koī khel pasand hai?</i>

## 60 अभ्यास साठ *abhyās sāṭh*: शादी और बच्चों के बारे में *śādī aur baccō ke bāre mē Marriage and children*

संदर्भ *sandarbh* context: you are a married person and have children and somebody is asking you about your family situation.

## Hindi 1

निर्देश *nirdeś* instructions: answer your friends questions based on the information given about your imaginary family. Note there are questions based on asking both the husband and wife things.

अगरवाल परिवार *agarvāl parivār* The Agarwal family

पत्नी	पति	बेटा	बेटी
<i>patnī</i>	<i>pati</i>	<i>beṭā</i>	<i>beṭī</i>
उम्र – उनतीस	उम्र – तीस	उम्र – ग्यारह	उम्र – नौ
<i>umra – untīs</i>	<i>umra – tīs</i>	<i>umra – gyārah</i>	<i>umra – nau</i>
घर – इलाहाबाद	-	-	-
<i>ghar- illāhābād</i>			
नाम – बिमला	नाम – मुकेश	नाम – बबलू	नाम – मुन्नी
<i>nām – bimlā</i>	<i>nām – mukeś</i>	<i>nām – babalū</i>	<i>nām – munnī</i>
काम – अध्यापिका	काम – सरकारी अफसर	स्कूल – सेंट मार्टिनज़	स्कूल – केंट सेन्ट्रल
<i>kām – adhyāpikā</i>	<i>kām – adhyāpikā</i>	<i>skūl – saiṭ mārtinz</i>	<i>skūl – kaiṭ senṭral</i>
विषय – गणित	पद – अधिकारी	क्लास – आठ	क्लास – छै
<i>viṣay – gaṇit</i>	<i>pad - adhikārī</i>	<i>klās - āṭh</i>	<i>klās - chai</i>

Example:

नमुना	क्या आप शादीशुदा हैं?	जी हाँ, मैं शादीशुदा हूँ।
<i>namunā</i>	<i>kyā āp śādīśudā hai?</i>	<i>jī hā, mai śādīśudā hū.</i>

बातचीत *bātcīt* The conversation:

	सवाल The questions	आपके जवाब Your answers
1	आपके पति का क्या नाम क्या है?	<i>āpke patī kā kyā nām hai?</i>
2	आपके कितने बच्चे हैं?	<i>āpke kitne bacche hai?</i>
3	आपके बेटे का क्या नाम है?	<i>āpke beṭe kā kyā nām hai?</i>
4	उसके स्कूल का नाम क्या है?	<i>uske skūl kā nām kyā hai?</i>
5	वह कौन-से क्लास में पढ़ता है?	<i>vah kaun-se klās mẽ paṛhtā hai.</i>
6	आपकी बेटी का क्या नाम है?	<i>āpkī beṭī kā kyā nām hai?</i>
7	वह कौन-से स्कूल में पढ़ती है।	<i>vah kaun-se skūl mẽ paṛhtī hai?</i>
8	आपके बेटे की उम्र क्या है?	<i>āpke beṭe kī umra kyā hai?</i>
9	आपकी बेटी की उम्र क्या है?	<i>āpkī beṭī kī umra kyā hai?</i>
10	वह कौन-से क्लास में है?	<i>vah kaun-se klās mẽ hai?</i>

## 7: सात – घर पर *sāt - ghar par* At home

**In this lesson we will look at:**

**Talking about habits and states**

**Talking about occupations**

**Talking about lasting truths**

**Talking about what people used to do**

**Talking about health and sickness**

### *बातचीत-7a: आप क्या करते हैं? āp kyā karte hai What do you do?*

Ben is visiting Mujib and they are talking about what each other does.

बेन मुजीब साहब, यह बताइए कि आप क्या करते हैं?

ben mujīb sāhab, yah batāie ki āp kyā karte hai?

मुजीब मैं खादी भंडार में काम करता हूँ। और आप क्या काम करते हैं?

mujīb maī khādī bhaṇḍār mẽ kām kartā hū. aur āp kyā karte hai?

बेन मैं काम नहीं करता, मैं यूनिवर्सिटी में पढ़ता हूँ। आप कहाँ रहते हैं?

ben maī kām nahī kartā, mẽ yūnivarsiṭī mẽ paṛhtā hū. āp kahā rahte hai?

मुजीब मैं इलाहाबाद में रहता हूँ। क्या आप अमरीका में रहते हैं?

mujīb maī ilāhabād mẽ rahtā hū. kyā āp amerikā mẽ rahte hai?

बेन जी नहीं, मैं सिंगापुर में रहता हूँ।

ben jī nahī, maī siṅgāpur mẽ rahtā hū.

मुजीब क्या सिंगापुर में बहुत हिन्दुस्तानी लोग रहते हैं?

mujīb kyā siṅgāpur mẽ bahut hindustānī log rahte hai?

बेन जी हाँ, काफ़ी भारतीय लोग वहाँ रहते हैं, ज़्यादातर तमिल लोग।

ben jī hā, kāfī bhārtiy log vahā rahte hai, zyādātar tamil log.

मुजीब अच्छा, मेरी एक बहन भी तमिल नाडु में रहती हैं।

mujīb acchā, merī ek bahan bhī tamil nāḍu mẽ rahtī hai.

बेन वे क्या काम करती हैं?

ben ve kyā kām kartī hai?

मुजीब वे टूरिज़्म सेक्टर, यानी पर्यटन के क्षेत्र, में काम करती हैं। आपकी क्लासमैट क्या पढ़ती हैं?

mujīb ve ṭurizm sekṭar, yānī paryaṭan ks kṣetra, mẽ kām kartī hai. āpkī klāsmait kyā paṛhtī hai?

बेन अच्छा, मेरी क्लासमैट जिल भी विश्वविद्यालय में हिन्दी पढ़ती है।

ben acchā, merī klāsmait jil bhī viśvavidyālay mẽ hindī paṛhtī hai.

मुजीब ठीक, आपकी पढ़ाई के बारे में और सुनाइए, लेकिन पहले मेरे साथ चाय पीजिए।

mujīb ṭhīk, āpkī paṛhāi ke bāre mẽ aur sunāie, lekin pahle mere sāth cāy pījie.

- Ben Mujib, tell me what do you do?  
 Mujib I work in the handloom store. And what work do you do?  
 Ben I don't work, I study in University. Where do you live?  
 Mujib I live in Allahabad. Do you live in America?  
 Ben No, I live in Singapore.  
 Mujib Do a lot of Hindustani people live in Singapore?  
 Ben Yes, quite a lot of Hindustanis live there, mostly Tamil people.  
 Mujib Okay, I have one sister who lives in Tamil Nadu.  
 Ben What does she do?  
 Mujib She works in the *tūrizm sekṭar*, that is to say the tourism sector. What does your classmate do?  
 Ben Good, my classmate Jill also studies Hindi in University.  
 Mujib Okay, tell me more about your studies, but first drink tea with me.

Notes

Ben is trying to be polite and use Urdu vocabulary and Mujib is trying to be polite and using Hindi words. For instance Mujib says टूरिज़्म सेक्टर *tūrizm sekṭar* o begin with and then changes it to पर्यटन के क्षेत्र *paryāṭan ks kṣetra* a more formal Sanskritic Hindi way to say **tourism sector**. Ben also starts out talking about studying in a यूनिवर्सिटी *yūniversiṭī* but then switches to the formal Sanskritic Hindi विश्वविद्यालय *viśvavidyālay* for **university**. Mujib uses the more informal, or Urdu, हिन्दुस्तानी *hindustānī* adj. **Indian**, rather than more formal Hindi भारतीय *bhārtīya* adj. **Indian**. Note also that a खादी भंडार *khādī bhaṇḍhār* nm. **handloom store**, is a store in a government sector organisation selling handloom cloths etc.

☑ **Topic 7a.1: मैं दिल्ली में रहती हूँ। *maĩ dillī mẽ rahtī hūĩ* I live in Delhi**

To talk about habitual actions or states you use the present imperfective tense. For instance:

मैं चाय पीता हूँ। *maĩ cāy pītā hūĩ.*

**I drink tea.**

मैं सिंगापुर में रहती हूँ। *maĩ singāpur mẽ rahtī hūĩ.*

**I live in Singapore.**

English verbs have only a small number of forms, often only three, as in 'eat', 'ate', 'eaten', etc. In Hindi verbs are more complex as their endings reflect the number and gender of the doer of the action. It looks complex to begin with but you will soon start to remember the different forms.

The present imperfective tense of जाना *jānā* to go

Singular	Masculine	Feminine		
	मैं जाता हूँ	मैं जाती हूँ।		<b>I go</b>
	माँ जाता हूँ	माँ जाती हूँ		
	तू जाता है	तू जाती है		<b>you go</b> (intimate)
	तु जाता है	तु जाती है		
	यह जाता है	यह जाती है		<b>s/he, it goes</b> (near)
	या जाता है	या जाती है		
Plural	वह जाता है	वह जाती है	<b>s/he, it goes</b> (far)	
	वा जाता है	वा जाती है		
	हम जाते हैं	हम जाती हैं	<b>we go</b>	
	हम जाते हैं	हम जाती हैं		
	तुम जाते हो	तुम जाती हो	<b>you go</b> (informal)	
	तुम जाते हो	तुम जाती हो		
	आप जाते हैं	आप जाती हैं	<b>you go</b> (formal)	
	आप जाते हैं	आप जाती हैं		
	ये जाते हैं	ये जाती हैं	<b>s/he goes</b> (polite) or they go	
	ये जाते हैं	ये जाती हैं		
वे जाते हैं	वे जाती हैं	<b>s/he goes</b> (polite) or they go		
वे जाते हैं	वे जाती हैं			

The first thing to remember is that the first person singular for a male ends in the sound -ता *-tā* as in: मैं जाता हूँ। *maĩ jātā hūĩ* **I go**. But the first person singular for a woman ends in the sound -ती *-tī* as in: मैं जाती हूँ। *maĩ jātī hūĩ* **I go**. Also you must understand that when the word हूँ is part of the formation of the present imperfective tense it does not have a separate meaning. Although it is written, and spoken, as a separate word from the rest of the verb it is still part of the verb. In other words, मैं जाती हूँ। *maĩ jātā hūĩ* means: **I go** it does not mean **I go am**. This is also the same for हो *ho*, है *hai* and हैं *haĩ* when they form part of the present imperfective tense. So आप जाते हैं *āp jāte haĩ* does not mean **You go are**, it simply means **You go**.

### ☑ Topic 7a.2: Verbs (stems, infinitives, imperfective participles)

Verbs are words which relate to what nouns do. The tenses of verbs express when and how actions occur. The tenses of Hindi verbs can relate to the past the present or the future and to whether an action is complete (perfective), incomplete (imperfective) or on-going (continuous) etc. There are also three forms of a verb which are often mentioned.

The infinitive: In glossaries, vocabularies and dictionaries you will find verbs in their infinitive form which ends in – ना *-nā*.

The stem: If you remove the - ना *-nā* from the infinitive you are left with the stem of the verb.

The imperfective participle: this consists of the stem plus –ता *tā* –ते *te* or –ती *tī*.

So, for instance, the stem of the verb करना *karnā* to do is कर- *kar-*, the infinitive is करना *karnā* and the imperfective participle takes the forms करता *kartā* / करते *karte* / करती *kartī*.

These are twelve common verbs that it is worth remembering to begin with.

आना	<i>ānā</i>	to come	जाना	<i>jānā</i>	to go
खाना	<i>khānā</i>	to eat	पीना	<i>pīnā</i>	to drink
देखना	<i>dekhnā</i>	to see	सुनना	<i>sunnā</i>	to hear
लेना	<i>lenā</i>	to take	देना	<i>denā</i>	to give
लिखना	<i>likhnā</i>	to write	पढ़ना	<i>parhnā</i>	to read
करना	<i>karnā</i>	to do	लाना	<i>lānā</i>	to bring

### ☑ Topic 7a.3: Agreement of the verb with the subject

The verb changes to reflect the number and gender of its subject, the doer of the action. If they are all male, the verb shows masculine agreement.

लड़के क्रिकेट खेलते हैं। *laṛke krikeṭ khelte haĩ*.

**The boys play cricket.** (Note: खेलना *khelnā* to play a game)

If they are all female, the verb shows feminine agreement.

लड़कियाँ सितार बजाती हैं। *laṛkiyāĩ sitār bajatī haĩ*

**The girls play sitar.** (Note: बजाना *bajanā* to play a musical instrument)

If it is a mix of male and female, the verb shows masculine agreement.

राजा और रानियाँ गाते हैं। *rājā aur rāniyāĩ gāte haĩ*

**The king and queens sing.**

When the verb agrees with two or more subjects, which are things, Hindi speakers adopt two strategies. Some people make the agreement masculine plural. However, I recommend you follow the more traditional approach which is that if the objects are of mixed gender the verb agrees with the nearest thing which is a subject.

ट्रक और कार जाती हैं। *ṭrak aur kār jātī haĩ*

**The truck (nm.) and car (nf.) go.**

कार और ट्रक जाते हैं। *kār aur ṭrak jāte haĩ*

**The car (nf.) and truck (nm.) go.**

☑ **Topic 7a.4: मैं नहीं सोता हूँ। *maĩ nahĩ sotā hũ* I don't sleep**

To make present imperfective sentences negative the word नहीं *nahĩ* is added before the verb. The हूँ *hũ*, है *hai*, हो *ho*, हैं *haĩ* is often dropped, and if it is retained and shows that you are emphasising the action is not done, like the difference in spoken English between **don't** and **do not**.

मैं गीत गाता हूँ। *maĩ gīt gātā hũ*

**I sing a song.**

मैं गीत नहीं गाता। *maĩ gīt nahĩ gātā*

**I don't sing a song.**

वह ताज़ा समोसे खाता है। *vah tājā samose khātā hai.*

**He eats fresh samosas.**

वह कच्चे समोसे नहीं खाता। *vah kacce samose nahĩ khātā.*

**He doesn't eat uncooked samosas.**

हम चाय पीते हैं। *ham cāy pīte haĩ*

**We drink tea.**

हम चाय नहीं पीते। *ham cāy nahĩ pīte*

**We don't drink tea.**

In feminine plural negative sentences, if you drop the हूँ *hũ*, है *hai*, हो *ho*, हैं *haĩ* you are meant to nasalize the imperfective participle.

वे चिट्ठियाँ लिखती हैं। *ve chitṭhiyāĩ likhtī haĩ*

**She writes letters.**

वे चिट्ठियाँ नहीं लिखतीं। *ve chitṭhiyāĩ nahĩ likhtī*

**She does not write letters.**

☑ **Topic 7a.5: आप क्या काम करते हैं? *āp kyā kām karte haĩ* What do you do?**

If you want to ask **What do you do?** you can ask:

आप क्या करते हैं ? *āp kyā kām karte haĩ?*

**What do you do?** (when asking a man)

आप क्या करती हैं ? *āp kyā kām kartī haĩ?*

**What do you do?** (when asking a woman)

The person might tell you their occupation. Such as:

मैं अध्यापक हूँ। *maĩ adhyāpak hũ* **I am a teacher.**

मैं दुकानदार हूँ। *maĩ dukāndār hũ* **I am a shopkeeper.**

मैं विद्यार्थी हूँ। *maĩ vidyārthī hũ* **I am a student.**

मैं व्यापारी हूँ। *maĩ vyāpārī hũ* **I am a businessman.**

Or they might describe what they do. Such as:

मैं विश्वविद्यालय में पढ़ती हूँ। *maĩ viśvavidyālay mẽ parḥtī hūĩ*

**I study in University.**

मैं साड़ियाँ बेचता हूँ। *maĩ sārīyāĩ bectā hūĩ*

**I sell saris.**

मैं टैक्सी चलाता हूँ। *maĩ ṭaiksī calātā hūĩ*

**I drive a taxi.**

मैं कपड़ा बेचती हूँ। *maĩ kapṛā bectī hūĩ*

**I sell cloth.**

Or they might tell you what work they do. Such as:

मैं दफ़्तर का काम करता हूँ। *maĩ daftar kā kām kartā hūĩ*

**I do office work.**

मैं बैंक में काम करती हूँ। *maĩ baĩk mẽ kām kartī hūĩ*

**I work in a bank.**

### ☑ Topic 7a.6 Statements of lasting validity

To express the idea that a statement concerns something of lasting validity the verb होना can be used in a special construction. For instance:

एक और एक दो होते हैं। *ek aur ek do hote haĩ*

**One and one are two.**

Notice the differences between these pairs of sentences:

आज की रात ठंडी है। *āj kī rāt ṭhaṇḍī hai*

**It is cold tonight.**

उत्तरकाशी में रात ठंडी होती है। *uttarkāśī mẽ rāt ṭhaṇḍī hotī hai*

**Night in Uttarkashi is cold.**

यह अंगूठी महँगी है। *yah aṅgūṭhī mahaṅgī hai.*

**This ring is expensive.**

सोना महँगा होता है। *sonā mahaṅgā hotā hai*

**Gold is expensive.**

You can also use this construction to refer to statements of lasting validity concerning the past. Compare these two sentences:

आज़ादी के पहले गेहूँ सस्ता होता था।

*āzādī ke pahle gehūĩ sastā hotā thā*

**Wheat was cheap before independence.**

उन्नीस सौ तैंतालीस की भुखमरी में गेहूँ सस्ता नहीं था।

*unnīs sau tāitālīs kī bhukhmarī mẽ gehūĩ sastā nahī thā*

**In the famine of 1943 wheat was not cheap.**

### ☑ Topic 7a.7: How to use the word तो to

The word तो to has various functions in Hindi. When it occurs at the beginning of a phrase or sentence it means **so** or **then**.

तो, आप पीटर हैं ? to, āp pīṭar haĩ?

**So, you are Peter?**

When it occurs in a phrase or sentence it adds emphasis to the word or phrase preceding it. In such instances it can sometimes be translated as **indeed**, **really**, **actually** or some similar word giving emphasis. In one nineteenth century Hindi text book it suggests translating it as 'forsooth'. However, it often has no equivalent in a modern English translation of a Hindi sentence other than stress. It also occurs in relative-correlative constructions, which will be dealt with later, and sometimes it precedes numbers.

Its use is more prevalent amongst speakers of Hindi from Eastern Hindi speaking areas (such as Banaras) than it is in the Hindi of speakers of Hindi from Western Hindi speaking areas, such as Delhi.

### बातचीत-7b: वह बनारस में रहता था

*vah banāras mē rahtā thā He used to live in Banaras*

Context: Jill and Mahesh are talking about what their parents used to do.

- |       |  |
|-------|--|
| जिल   | एक बात बताइए कि आपके पिताजी क्या करते थे?  |
| jil   | ek bāt batāie ki āpke pitājī kyā karte the?  |
| महेश  | मेरे पिताजी अध्यापक थे, वे एक अच्छे स्कूल में अंग्रेज़ी पढ़ाते थे।                               |
| maheś | mere pitājī adhyāpak the, v ek acche skūl mē aṅgrezī pāṛhāte the.                                |
| जिल   | क्या वे बनारस में रहते थे?   |
| jil   | kyā ve banāras mē rahte the?   |
| महेश  | जी हाँ, वे इस घर में रहते थे। आपके पिताजी क्या करते हैं?   |
| maheś | jī hā, ve is ghar mē rahte the. āpke pitājī kyā karte haĩ?                                       |
| जिल   | वे बैंक में काम करते हैं, लेकिन मेरी माताजी अध्यापिका हैं।                                       |
| jil   | ve baĩk mē kām karte haĩ, lekin merī mātājī adhyāpikā haĩ.                                       |
| महेश  | और आपके माता-पिता कहाँ रहते थे?  |
| maheś | aur āpke mātā-pitā kahā rahte the?   |
| जिल   | वे हमारे देश में रहते थे। और आपकी माताजी क्या करती थीं?  |
| jil   | ve hamāre deś mē rahte the. aur āpkī mātājī kyā kartī thī?                                       |
| महेश  | वे घर की देख-भाल करती थीं। उस ज़माने में, ज़्यादातर, औरतें घर के बाहर काम नहीं करती थीं।         |
| maheś | ve ghar kī dekh-bhāl kartī thī. us zamāne mē, zyādātar, auratē ghar ke bāhar kām nahī kartī thī. |
| जिल   | हाँ, और उस ज़माने में सब कुछ सस्ता होता था।  |
| jil   | hā, aur us zamāne mē sab kuch sastā hotā thā.  |

महेश	आपकी बात सही है, लेकिन इस देश में बहुत गरीबी थी।
<i>maheś</i>	<i>āpkī bāt sahī hai, lekin is deś mẽ bahut garībī thī.</i>
जिल	हाँ, और डाक्टर कम थे। मेरी माँ कहती हैं कि उनको अक्सर जोड़ों में दर्द होता था, लेकिन आजकल वे दवा लेती हैं और उनकी तबीयत अच्छी है।
<i>jil</i>	<i>hā, aur dākṭar kam the. merī mā kahī hī ki unko akmar jarō mẽ dard hotā thā lekin ājkal ve davā letī hī aur unkī tabiyat acchī hai.</i>
महेश	बिल्कुल, कभी कभी मुझे सिरदर्द होता है और मैं सोचता हूँ कि मुझको दवा लेनी चाहिए।
<i>maheś</i>	<i>billkul, kabhī kabhī mujhe sirdard hotā hai aur maī soctā hū ki mujhko davā lenī cāhie.</i>
जिल	अब सिरदर्द तो नहीं है?
<i>jil</i>	<i>ab sirdard to nahī hai?</i>
महेश	एक दम नहीं। अब मैं चाय पीना चाहता हूँ, मेरे साथ चलो और चाय पियो।
<i>maheś</i>	<i>ek dam nahī. ab maī cāy pīnā cāhtā hū, mere sāth calo aur cāy piyo.</i>

#### Translation

<b>Jill</b>	<b>Tell me one thing, what did your father do?</b>
<b>Mahesh</b>	<b>My father was a teacher, he taught English in a good school.</b>
<b>Jill</b>	<b>Did he live in Banaras?</b>
<b>Mahesh</b>	<b>Yes, he lived in this house. What does your father do?</b>
<b>Jill</b>	<b>He works in a bank, and my mother is a teacher.</b>
<b>Mahesh</b>	<b>And where do your parents live?</b>
<b>Jill</b>	<b>They live in our country. And what did your mother do?</b>
<b>Mahesh</b>	<b>She looked after the house. In those days, mostly, women did not work outside the home.</b>
<b>Jill</b>	<b>Yes, and in those days everything was cheap.</b>
<b>Mahesh</b>	<b>What you say is true, but there was a lot of poverty in this country.</b>
<b>Jill</b>	<b>Yes, and there were less doctors. My mother says that she always used to have pains in her joints, but nowadays she takes medicine and her health is good.</b>
<b>Mahesh</b>	<b>Absolutely, sometimes I also have headaches and I think I should take medicine.</b>
<b>Jill</b>	<b>You don't have a headache now?</b>
<b>Mahesh</b>	<b>Not at all. Now I want to drink tea, come with me and drink tea.</b>

☑ **Topic 7b.1: मैं दिल्ली में रहता था। *maĩ dillī mẽ rahtā thā* I lived in Delhi**

The past imperfective is used in Hindi to refer to actions which were generally true in the past. It is like the English ‘I used to do [something]’, it expresses the idea that an action used to be done habitually over a period. It is the same as the present imperfective but with the endings –था *thā* –थे *the* –थी *thī* –थीं *thī̃*.

The past imperfective of the verb जाना, *jānā* to go

	Masculine	Feminine	
Singular	मैं जाता था <i>maĩ jātā thā</i>	मैं जाती थी <i>maĩ jātī thī</i>	<b>I used to go</b>
	तू जाता था <i>tū jātā thā</i>	तू जाती थी <i>tū jātī thī</i>	<b>you used to go</b>
	यह जाता था <i>yah jātā thā</i>	यह जाती थी <i>yah jātī thī</i>	<b>he/she/it used to go</b>
	वह जाता था <i>vah jātā thā</i>	वह जाती थी <i>vah jātī thī</i>	<b>he/she/it used to go</b>
Plural	हम जाते थे <i>ham jāte the</i>	हम जाती थीं <i>ham jātī thī̃</i>	<b>we used to go</b>
	तुम जाते थे <i>tum jāte the</i>	तुम जाती थीं <i>tum jātī thī̃</i>	<b>you used to go</b>
	आप जाते थे <i>āp jāte the</i>	आप जाती थीं <i>āp jātī thī̃</i>	<b>you used to go</b>
	ये जाते थे <i>ye jāte the</i>	ये जाती थीं <i>ye jātī thī̃</i>	<b>they used to go</b>
	वे जाते थे <i>ve jāte the</i>	वे जाती थीं <i>ve jātī thī̃</i>	<b>they used to go</b>

For instance:

मैं इलाहाबाद में रहता था। *maĩ ilāhābād mẽ rahtā thā*

**I used to live in Allahabad.**

माताजी खाना बनाती थीं। *mātājī khānā banātī thī̃*

**Mother made food.**

पिताजी खेती-बाड़ी करते थे। *pitājī khetī-bāṛī karte the*

**Father did farming work.**

The past imperfective is made negative by the use of नहीं *nahī̃*. Do not drop the था *thā* –थे *the* –थी *thī* –थीं *thī̃* as if you did you could not tell you were talking about the past.

मैं चिट्ठियाँ लिखता था। *maĩ ciṭṭhiyāĩ likhtā thā*

**I wrote letters.**

मैं चिट्ठियाँ नहीं लिखता था। *maĩ ciṭṭhiyāĩ nahĩ likhtā thā*

**I did not write letters.**

Note that there is another tense that is used for actions which were done on a specific occasion in the past and that this will be learnt in the next lesson.

### ☑ Topic 7b.2: मैं जाना चाहता हूँ। *maĩ jānā cahtā hūĩ* I want to go

One way of saying 'I want to do ...' in Hindi is to use चाहना *cāhnā* as the main, or finite, verb in the sentence after the infinitive of the action you want to do.

मैं घर जाना चाहता हूँ। *maĩ ghar jānā cāhtā hūĩ*

**I want to go home.**

You can use any tense with this construction.

मैं घर जाना चाहता था। *maĩ ghar jānā cāhtā thā*

**I wanted to go home.**

Note that the English 'I'd like to...' and 'I'd love to...' would both be translated using this same construction in Hindi, as basically they just mean 'I want to...'

### ☑ Topic 7b.3: मुझको जाना चाहिए। *mujhko jānā cāhie* I should go

Note the difference between these sentences.

मुझको पानी चाहिए। *mujhko pānī cāhie*

**I want water.**

मुझको पानी पीना चाहिए। *mujhko pānī pīnā cāhie*

**I should drink water.**

मैं पानी पीना चाहता हूँ। *maĩ pānī pīnā cāhtā hūĩ*

**I want to drink water.**

In other words, if you add an infinitive to the 'To me X is wanted' construction we learned earlier it takes on the meaning 'I should do X'. So, be careful to distinguish between what you want to do and what you should do.

मुझको हिन्दी पढ़नी चाहिए। *mujhko hindī paṛhnī cāhie*

**I should study Hindi.**

मैं हिन्दी पढ़ना चाहता हूँ। *maĩ hindī paṛhnā cāhtā hūĩ*

**I want to study Hindi.**

You also need to note that if the action you should do is a transitive verb, and the thing on which you perform the action (or the object) is feminine, or masculine plural then the verb takes on special forms to reflect this.

मुझको कम चाय पीनी चाहिए। *mujhko kam cāy pīnī cāhie*

**I should drink less tea.**

मुझको कम समोसे खाने चाहिए। *mujhko kam samose khāne cāhie*

I should eat less samosas.

☑ **Topic 7b.4: आप किस लिए हिन्दी पढ़ते हैं? Why are you studying Hindi?**

*āp kis lie hindī paṛhte haī*

In Hindi when in English we would ask 'why' people often ask 'for what purpose'. It seems to many Hindi speakers that asking 'why' is a stronger question, but 'for what purpose' is just a neutral question. This is almost the inverse of how most English speakers see the difference.

The Hindi word क्यों *kyō* means **why?** Answers to क्यों *kyō* questions often begin with क्योंकि *kyōki* **because**.

आप हिन्दी क्यों पढ़ती हैं ? *āp hindī kyō paṛhte haī?*

**Why do you study Hindi?**

क्योंकि मुझे हिन्दी अच्छी लगती है। *kyōki mujhe hindī acchī lagtī hai*

**Because I like Hindi.**

वे मीठी चाय क्यों पीते हैं ? *ve mīṭhī cāy kyō pīte haī?*

**Why do they drink sweet tea?**

क्योंकि उनको मीठी चाय पसंद है। *ve unko mīṭhī cāy pasand haī kis lie*

**Because they like sweet tea.**

The Hindi words किस लिए *kis lie* mean **for what purpose?** However, as mentioned for English speakers किस लिए *kis lie* often carries a sense of **why?**

आप किस लिए चाय में चीनी लेते हैं ? *āp kis lie cāy mē cīnī lete haī*

**Why/for what purpose do you take sugar in tea?**

क्योंकि मैं मीठी चाय पीता हूँ। *kyōki maī mīṭhī cāy pītā hū*

**Because I drink sweet tea.**

तुम किस लिए वहाँ जाते हो ? *tum kis lie vahā jāte ho*

**Why/for what purpose do you go there?**

क्योंकि मैं वहाँ हिन्दी पढ़ता हूँ। *kyōki maī vahā hindī paṛhtā hū*

**Because I study Hindi there.**

You will also sometimes find that questions which use किस लिए *kis lie* are answered with replies that start with इस लिए कि.. *is lie ki...* 'For this reason that....' and then an explanation of why, in English this translates best as 'because..'.  
 आप किस लिए हिन्दी पढ़ते हैं? *āp kis lie hindī paṛhte haī*  
 Why are you studying Hindi?  
 इस लिए कि मैं भारत में आम लोगों के साथ बातचीत करना चाहता हूँ।  
*is lie ki maī bhārat mē ām logo ke sāth bātcīt karnā cāhtā hū*

**Because I want to talk to ordinary people in India.**

### ☑ Topic 7b.5: मुझको जुकाम है I have a cold (health issues)

'I have a pain in my stomach' is a normal English expression. But, in Hindi, as there is no word for *have*, people express the idea of having a sickness in different ways from English. People speak about pain and injury, things you could point at, by saying that they are *in* them. They speak about conditions and states, things you can't point at, by saying that they are *to* them.

'Having' a pain when it is something you could point at.

मेरे पेट में दर्द है। *mere peṭ mē dard hai*

**I have a stomach ache.** (I have a pain in my stomach.)

मेरे सिर में दर्द है। *mere sir mē dard hai*

**I have a headache.** (I have a pain in my head.)

'Having' a condition when it is something you could not point at.

मुझको जुकाम है। *mujhko zukām hai*

**I have a cold.** (Lit. 'There is a cold to me.')

मुझको बुखार है। *mujhko bukhār hai*

**I have a fever.** (Lit. 'There is fever to me.')

People also often refer to ailments without 'possessing' the pain.

गला खराब है। *galā kharāb hai*

**I have a sore throat.** (Lit. 'throat is bad.')

### पाठ सात शब्दावली Lesson 7: Vocabulary (69 words)

अकसर <i>aksar</i> adv. normally, often	कभी कभी <i>kabhī kabhī</i> adv. from time to time
अंगूठी <i>aṅgūṭhī</i> nf. ring, as in ring worn on finger	क्षेत्र <i>kṣetra</i> nm. area
अध्यापिका <i>adhyāpikā</i> nf. teacher[ess]	काफ़ी बहुत <i>kāfī bahut</i> adj. quite a lot
अमरीका <i>amrikā</i> nm. america (also spelled अमेरिका <i>amerikā</i> )	किस लिए <i>kis lie</i> inter. for what purpose? carries the sense of: why?
आज़ादी <i>āzādī</i> nf. independence	खेती-बाड़ी <i>khetī-bārī</i> nf. farming
उत्तरकाशी <i>uttarkaśī</i> nf. Uttarkashi, a place name	खेलना <i>khelnā</i> vt. to play a game
एक दम <i>ek dam</i> ph. at all, (from एक <i>ek</i> num. one, plus दम <i>dam</i> nm. breath)	खादी <i>khādī</i> adj. handmade, handicraft
के बाहर <i>ke bāhar</i> ppn. outside	खाँसी <i>khāśī</i> nf. cough
के साथ <i>ke sāth</i> ppn. with, accompanied by	ग़रीबी <i>garībī</i> nf. poverty
कच्चा <i>kaccā</i> adj. unripe, uncooked, unsurfaced (of roads), built of wood and thatch (of buildings)	गेहूँ <i>gehū</i> nm. wheat
कभी <i>kabhī</i> adv. sometimes	चाहना <i>cāhnā</i> vt. to desire, wish, want
	ज़माना <i>zamānā</i> nm. time, age, era (often the equivalent of English 'days', as in 'those days')
	ज़्यादातर <i>zyādātar</i> adv. mostly, largely,
	जोड़ों <i>joṛō</i> nm. joints [of the body],

from जोड़ <i>joṛ</i> nm. joint	बेचना <i>becnā</i> vt. to sell
टेनिस nm. tennis, as in tennis game	बजाना <i>bajānā</i> vt. to play a musical instrument
टेनिस का खेल	भुखमरी <i>bukhmarī</i> nf. famine
ट्रक <i>ṭrak</i> nm. truck, lorry	भंडार <i>bhaṇḍār</i> nm. store, shop
डाक्टर <i>dākṭar</i> nm. & nf. doctor (also spelled डॉक्टर <i>dākṭar</i> )	मेज़बान <i>mezbān</i> nm. host
तैंतालीस <i>taītālīs</i> num. forty-three	मेहमान <i>mehmān</i> nm. guest
तबीयत <i>tabīyat</i> nf. health	माता-पिता <i>mātā-pitā</i> nm. parents
तमिल <i>tamil</i> adj. & nf. adj. Tamil; nf. Tamil language	यूनिवर्सिटी <i>yūnīvarsīṭī</i> nm. university (cf. विश्वविद्यालय <i>viśvavidyālay</i> )
तमिल नाडु <i>tamil nāḍu</i> nm. Tamil Nadu, a state of India	रहना <i>rahnā</i> vi. to live, reside, dwell, remain
तो <i>to</i> emph. part. 'so' and other meanings, see lesson seven	रात <i>rāt</i> nf. night
थकावट <i>thakāvaṭ</i> nf. tiredness	रानी <i>rānī</i> nf. queen
देख-भाल करना <i>dekh-bhāl karnā</i> vt. to look after, to care for (used in form x की देख-भाल करना <i>x kī dekh-bhāl karnā</i> )	लोग <i>log</i> nm. people
दफ़्तर <i>daftar</i> nm. office	व्यापारी <i>vyāpārī</i> nm. trader, businessman
दर्द <i>dard</i> nm. pain	श्रीमती <i>śrīmatī</i> nf. Mrs.
दवा <i>davā</i> nf. medicine	श्रीमान <i>śrīmān</i> nm. Mr.
नापसंद <i>nāpasand</i> adj. dislike	सुनाना <i>sunānā</i> vt. to tell, to cause to hear, to relate
पेट <i>peṭ</i> nm. stomach	सुब कुछ <i>sab kuch</i> pr. everything
पढ़ना <i>parhnā</i> vt. to read, to study	सितार <i>sītār</i> nm. sitar, a type of instrument
पढ़ाई <i>parhāī</i> nf. education, studies	सिर <i>sir</i> nm. head
पर्यटन <i>paryāṭan</i> nm. tourism	सिरदर्द <i>sirdard</i> nm. head-ache
पहुँचाना <i>pahūcānā</i> vt. deliver, cause to arrive	सोचना <i>socnā</i> vt. to think, consider, ponder
पीस <i>pīs</i> nm. 'piece' mostly used in situations like 'piece of luggage',	सोना <i>sonā</i> nm. & vt. gold; vt. to sleep; सोने का कमरा <i>sone kā kamrā</i> nm. bedroom
बैंक <i>baīk</i> nm. bank	
बुखार <i>bukhār</i> nm. fever	

### 61 अभ्यास इकसठ: आप कहाँ रहते हैं? Where do you live?

संदर्भ context: You are with a group of businessmen on a train and they all give you their cards, and then your friend asks you to tell her something about the men.

निर्देश instructions: Write out the answers to the questions based on this information from the businessmen's cards.

रमेश शर्मा	महेश चौदरी	दिनेश कपूर	मुकेश अगरवाल
पता – इलाहाबाद	पता – लखनऊ	पता – बनारस	पता – कानपुर

सलीम कुरैशी	सलमान खान	अलि हुसैन	शाहफ़ीक़ अनसारी
पता – बनारस	पता – अलिगढ़	पता – मोरादाबाद	पता – दिल्ली

नमूना example:

रमेश कहाँ रहता है? रमेश इलाहाबाद में रहता है।

सवाल The questions

- 1 महेश कहाँ रहता है?
- 2 दिनेश कहाँ रहता है?
- 3 मुकेश कहाँ रहता है?
- 4 लखनऊ में कौन रहता है?
- 5 इलाहाबाद में कितने लोग रहते हैं?
- 6 बनारस में कौन रहता है?
- 7 शाहफ़ीक़ कहाँ रहते हैं?
- 8 क्या सब लोग यूपी में रहते हैं?
- 9 क्या कानपुर में सलमान ख़ाँ का घर है?
- 10 क्या तीन लोगों का पता बनारस है?

## 62 अभ्यास बासठ: आप क्या खाते हैं? What do you eat?

संदर्भ context: You are entertaining a group of visiting colleagues and have taken them to a restaurant. When you come to order you decide you should check with them over whether they have any special likes or dislikes in food, and whether they will eat certain foods.

श्रीमती अरोड़ा	श्रीमान अरोड़ा	श्रीमान जैन	श्रीमती जैन	डॉ. बनरजी
शाकाहारी	माँसाहारी	शाकाहारी	शाकाहारी	माँसाहारी
पसंद – पनीर	पसंद – चिकन	पसंद – करेला	पसंद – पनीर	पसंद – मछली
नापसंद – करेला	नापसंद – मछली	नापसंद – मिर्च	नापसंद – प्याज़	नापसंद – करेला

निर्देश instructions: playing the roles of each of the guests मेहमान answer these questions to help the host मेज़बान order the meal

नमुना

श्रीमती अरोड़ा जी, क्या आप शाकाहारी हैं ?	जी हाँ, मैं शाकाहारी हूँ।
Mrs Arora, are you a vegetarian	Yes, I am a vegetarian.

सवाल The questions:

- 1 श्रीमती जैन, क्या आपको प्याज़ पसंद है?
- 2 डॉ. बनरजी, क्या आपको करेला पसंद है?
- 3 श्रीमान अरोड़ा, क्या आप चिकन पसंद है?
- 4 श्रीमान अरोड़ा, क्या आप मछली पसंद है?
- 5 श्रीमति अरोड़ा और डॉ. बनरजी, क्या आप दोनों को करेला पसंद है?
- 6 किसको करेला पसंद है?
- 7 कितने शाकाहारी लोग हैं?
- 8 किनको पनीर पसंद है?
- 9 डॉ. बनरजी, क्या आपको मछली पसंद है?
- 10 क्या सबको आलू गोभी पसंद है?

### 63 अभ्यास तिरसठ: क्या आप फ़िल्में देखते हैं ? Do you watch films?

संदर्भ context: you are watching a show like 'blind date' on TV where somebody has to ask three people they can't see questions in order to determine which of them matches what they want in a partner. The girl प्रीटी who is looking for a partner describes her likes and dislikes in this way.

मुझे क्या पसंद है? मुझे फ़िल्में देखना पसंद है, मैं हर हफ़्ते फ़िल्म देखने जाती हूँ। और मुझे बाहर का खाना पसंद है। मैं रेस्तराँ में खाना खाता हूँ। मैं शुद्ध शाकाहारी हूँ। मुझे शराब पीना बिल्कुल पसंद नहीं है, मैं शराब कभी नहीं पीती हूँ। मुझे क्रिकेट देखना अच्छा नहीं लगता लेकिन मुझे हॉकी बेहद पसंद है। छुट्टी मनाने के लिए मुझे पहाड़ों में सैर करना पसंद था, लेकिन आजकल मैं हर साल गोआ जाती हूँ और वहाँ धूप सेंकती हूँ और रोज़ रोज़ तैरती हूँ।

You have also heard the three possible dates describe what they like or dislike.

राकेश को पसंद है – फुटबाल देखना, घर में खाना, चिकन, शराब, धूप खाना

जावेद को पसंद है – हॉकी देखना, बंगाली खाना, मछली, शरबत, शिमला जाना

अल्बर्ट को पसंद है - हॉकी देखना, गौआ का खाना, शाही पनीर, नींबू पानी, घर पर रहना

निर्देश instructions: Now work out how each contestant will answer these questions.

नमूना example:

क्या आप फ़िल्में देखते हैं? नहीं मुझे फुटबाल देखना पसंद है।

सवाल questions:

- 1 मैं पहले लड़के से पूछती हूँ, क्या आपको घर में खाना खाना पसंद है या नहीं?
- 2 अब मैं दूसरे लड़के से पूछती हूँ, क्या आप शाकाहारी हैं या माँसाहारी?
- 3 अब मैं तीसरे लड़के से पूछती हूँ, क्या आप शराब पीते हैं या नहीं?
- 4 अब मैं फिर पहले लड़के से पूछती हूँ, क्या आपको हॉकी या फुटबाल पसंद है?
- 5 अब मैं दूसरे लड़के से पूछती हूँ, क्या आपको पहाड़ों में सैर करना पसंद है?
- 6 अब मैं तीसरे लड़के से पूछती हूँ, क्या आपको गोआ का खाना पसंद है?

**64 अभ्यास चौंसठ: आप क्या करते हैं? What do you do?**

संदर्भ *context*: A list of occupations, and who does what has got muddled up. Match the occupation and the sentence describing what the person does.

निर्देश *instructions*: Write out the unjumbled answers.

नमुना *example*: अफसर – मैं दफ्तर में काम करता हूँ।

सवाल *questions*:

- |    |         |                                |
|----|---------|--------------------------------|
| 1  | वकील    | मैं कारखाने में काम करता हूँ।  |
| 2  | डॉक्टर  | मैं खेती-बाड़ी करता हूँ।       |
| 3  | अध्यापक | मैं टैक्सी चलाता हूँ।          |
| 4  | अफसर    | मैं अस्पताल में काम करता हूँ।  |
| 5  | चालक    | मैं अदालत में काम करता हूँ।    |
| 6  | किसान   | मैं बैंक में काम करता हूँ।     |
| 7  | जवान    | मैं होटल में काम करता हूँ।     |
| 8  | मज़दूर  | मैं दफ्तर में काम करता हूँ।    |
| 9  | चपरासी  | मैं सेना में काम करता हूँ।     |
| 10 | दरबान   | मैं विद्यालय में काम करता हूँ। |

**65 अभ्यास पैसठ: चाय अच्छी होती है। The tea is good**

संदर्भ context: you are watching a TV show in which two film reviewers always disagree with each other.

निर्देश instructions: turn Prīti's positive view into David's negative view.

नमुना example:

प्रीती कहती हैं, हिन्दी फ़िल्में अच्छी होती हैं। डेविड कहते हैं, हिन्दी फ़िल्में अच्छी नहीं होती हैं।

Prīti says, Hindi films are good.

David says: Hindi films are not good.

सवाल questions:

- 1 आजकल की फ़िल्मों की कहानियाँ अच्छी होती हैं।
- 2 पुरानी फ़िल्मों के गीत अच्छे होते हैं।
- 3 आजकल की फ़िल्मों में मार-पीट ज़्यादा होता है।
- 4 पुरानी फ़िल्मों में नाच अच्छे होते हैं।
- 5 आजकल की फ़िल्मों में आदमी हट्टा-कट्टा होता है।
- 6 पुरानी फ़िल्मों में लड़कियाँ ज़्यादा मोटी होती हैं।
- 7 विदेशी फ़िल्मों में एक्सन ज़्यादा होता है।
- 8 विदेशी फ़िल्मों में अंग प्रदर्शन ज़्यादा होता है।
- 9 विदेशी फ़िल्मों में नाच गाना कम होता है।
- 10 विदेशी फ़िल्में ज़्यादा यथार्थवादी होती हैं।

**66 अभ्यास छियासठ: मैं लंदन में रहता था। I lived in London**

संदर्भ: An Indian Doctor and this wife are being interviewed about where they used to live and what they used to do.

निर्देश: record the questions and the answers which you will make up on the basis of the following notes on the couple.

परिचय – दिलीप चोपड़ा। जन्म – कानपुर, कालेज – आगरा, शादी – इलाहाबाद, पहली नौकरी – बनारास, पद – डाक्टर, दूसरी नौकरी – लंदन, पद – सर्जन। पसंद खेल – क्रिकेट देखना।

परिचय – सुनीता चोपड़ा। जन्म – गोरखपुर, कालेज – आगरा, शादी – इलाहाबाद, पहली नौकरी – बनारास, पद – नर्स, दूसरी नौकरी – लंदन, पद – सिस्टर। पसंद खेल – हॉकी खेलना।

अभ्यास

नमुना: डॉ. चोपड़ा, आप बचपन में कहाँ रहते थे?

- 1 श्रीमति चोपड़ा, आप बचपन में कहाँ रहती थीं?
- 2 श्रीमति चोपड़ा, आप बचपन में कहाँ पढ़ती थीं?
- 3 श्रीमति चोपड़ा, आपकी पहली नौकरी कहाँ थी?
- 4 श्रीमति चोपड़ा, आप विदेश में कहाँ रहती थीं?
- 5 श्रीमति चोपड़ा, अब आप क्या काम करती हैं?
- 6 श्रीमान चोपड़ाजी, आप कालेज में कहाँ पढ़ते थे?
- 7 श्रीमान चोपड़ाजी, आपकी पहली नौकरी में आप क्या करते थे?
- 8 श्रीमान चोपड़ाजी, आपकी पहली नौकरी में आप कहाँ काम करते थे?
- 9 श्रीमान चोपड़ाजी, दूसरी नौकरी में आप लंदन में क्या काम करते थे?
- 10 श्रीमान चोपड़ाजी, आपको क्रिकेट खेलना या देखना पसंद है?

### 67 अभ्यास सरसठ: मैं डॉक्टर बनना चाहता हूँ। I want to become a Doctor

संदर्भ: A career councillor at a school has been given a list of what subjects students did well at and a list of possible occupations.

निर्देश: Sadly the list of who does well at what and possible occupations has got muddled. Match the occupations and the skills based on the following information. There are probably several possible 'right' answers, but remember you need to match each person to one occupation. Then write out and record the questions and answers you decide make the most sense.

नाम	गणित	अंग्रेज़ी	विज्ञान	संगीत	खेल-कुद	काम
रवि	बी	ऐ	ऐ	बी	सी	अभिनेत्री
सुनील	ऐ	सी	बी	सी	सी	कलाकर
पप्पू	बी	ऐ	सी	डी	ऐ	वैज्ञानिक
डेविड	ऐ	बी	बी	बी	ऐ	सैनिक
रमेश	सी	ऐ	सी	ऐ	बी	आईटी प्रबंधक
सलीम	ऐ	बी	ऐ	डी	डी	नर्स
प्रीति	सी	सी	डी	डी	बी	सरकारी अफ़सर
रानी	ऐ	सी	सी	ऐ	ऐ	पुलिस अफ़सर
पिंकी	ऐ	बी	ऐ	ऐ	बी	अभिनेता
नूरी	सी	ऐ	बी	ऐ	सी	इंजिनयर
मीना	सी	ऐ	सी	ऐ	बी	डॉक्टर

नमूना: रवि, क्या तुम डॉक्टर बनना चाहते हो? जी हाँ, मैं डॉक्टर बनना चाहता हूँ।

सवाल questions:

- 1 सुनील, क्या तुम इंजिनयर बनना चाहते हो?
- 2 पप्पू, क्या तुम पुलिस अफ़सर बनना चाहते हो?
- 3 डेविड, क्या तुम सैनिक बनना चाहते हो?
- 4 रमेश, क्या तुम अभिनेता बनना चाहते हो?
- 5 सलीम, क्या तुम आईटी प्रबंधक बनना चाहते हो?
- 6 प्रीति, क्या तुम सरकारी अफ़सर बनना चाहती हो?
- 7 रानी, क्या तुम नर्स बनना चाहती हो?
- 8 पिंकी, क्या तुम वैज्ञानिक बनना चाहती हो?
- 9 नूरी, क्या तुम कलाकर बनना चाहती हो?
- 10 मीना, क्या तुम अभिनेत्री बनना चाहती हो?

**68 अभ्यास अडसठ: आपको पढ़ना चाहिए You should study**

संदर्भ context: You are in a travel agent looking at a list of what things you should do in various countries.

निर्देश instructions: Unfortunately, as happens too often in language textbooks, the countries and what you should do in them have got muddled up, sort them out please and record the completed questions and answers.

नमुना example:

सिंगापुर में क्या करना चाहिए? आपको सिंगापुर में खरीदारी करनी चाहिए।

सवाल questions:

आगरे में क्या करना चाहिए? आपको आगरे में पर्वत चढ़ना चाहिए।

चीन में क्या करना चाहिए? आपको बीजिंग ऊँट पर सवारी करना चाहिए।

लंदन में क्या करना चाहिए? आपको लंदन में समुद्र में जाना चाहिए।

सिंगापुर में क्या करना चाहिए? आपको सिंगापुर में न्यू यार्क देखना चाहिए।

नेपाल में क्या करना चाहिए? आपको नेपाल में ताज महल देखना चाहिए।

गौआ में क्या करना चाहिए? आपको गौआ में ओलम्पिक खेलों में तैरना चाहिए।

अमरीका में क्या करना चाहिए? आपको अमरीका में शराब पीना चाहिए।

जापान में क्या करना चाहिए? आपको जापान में सेंटोसा देखना चाहिए।

आस्ट्रेलिया में क्या करना चाहिए? आपको आस्ट्रेलिया में रानी से मिलना चाहिए।

फ़्राँस में क्या करना चाहिए? आपको फ़्राँस में कंगरू देखना चाहिए।

मिस्र में क्या करना चाहिए? आपको मिस्र में मछली खाना चाहिए।

### 69 अभ्यास उनहत्तर: आप किस लिए पढ़ते हैं? Why do you study?

संदर्भ: two people are asking each other about why there have met. But the answers to the questions have got muddled up.

निर्देश : Can you sort out the right answers and work out what is happening?

सवाल questions:

- |       |  |  |
|-------|--|--|
| नमुना | आप किस लिए यहाँ आती हैं?                     | क्योंकि मैं आपसे मिलना चाहती हूँ।                        |
| 1     | आप किस लिए यहाँ पढ़ती हैं?                   | क्योंकि आप के पास कुछ अच्छी फ़िल्में हैं।                |
| 2     | आप किस लिए हिन्दी पढ़ती हैं?                 | क्योंकि मैं भारत के साथ व्यापार करना चाहती हूँ।          |
| 3     | आप किस लिए हिन्दी में बातचात करना चाहती हैं? | क्योंकि मैं हिन्दी पढ़ना चाहती हूँ।                      |
| 4     | आप किस लिए फ़िल्में देखती हैं?               | क्योंकि मैं खाना बनाना चाहती हूँ।                        |
| 5     | आप किस लिए यहाँ आती हैं?                     | क्योंकि मैं भारत में लोगों के साथ बातचीत करना चाहती हूँ। |
| 6     | आप क्यों मुझसे मिलना चाहती थी?               | क्योंकि मुझे फ़िल्म देखना बहुत पसंद है।                  |
| 7     | आप क्यों भारत जाना चाहती हैं?                | क्योंकि मैं अच्छा काम करना चाहती हूँ।                    |
| 8     | आप किस लिए बाज़ार जाती हैं?                  | क्योंकि मैं आम लोगों के साथ बातचीत करना चाहती हूँ।       |
| 9     | आप क्यों सब्ज़ी ख़रीदती हैं?                 | क्योंकि मुझे हिन्दी फ़िल्में बहुत पसंद हैं।              |
| 10    | आप मुझको क्यों बुलाती हैं?                   | क्योंकि मैं तरकारी बनाना चाहती हूँ।                      |
| 11    | आप किस लिए फ़िल्म देखना चाहती हैं?           | क्योंकि मैं आप के साथ खाना खाना चाहती हूँ।               |

**70 अभ्यास सत्तर: मुझे बुखार है I Have a fever.**

संदर्भ: a patient has been to see a doctor and then the doctor has sent the tape of his consultation with the patient to a medical transcription service in Bangalore.

निर्देश: The questions and answers between the doctor and the patient have got mixed up by the transcription service, sort them out and translate them.

नमुना: आप कैसे हैं? मैं बीमार हूँ।

सवाल questions:

- |    |                         |                         |
|----|-------------------------|-------------------------|
| 1  | आपको बुखार है?          | आपको घर पर रहना चाहिए।  |
| 2  | आपको जुकाम है?          | मुझे सिरदर्द है।        |
| 3  | आपको दर्द है?           | आपको आराम करना चाहिए।   |
| 4  | दर्द कहाँ है?           | जी हाँ, गला खराब।       |
| 5  | आपको खाँसी है?          | आपको दवा लेनी चाहिए।    |
| 6  | गला खराब है?            | जी हाँ, पेट ठीक है।     |
| 7  | पेट ठीक है?             | जी हाँ, मुझे जुकाम है।  |
| 8  | आपको थकावट है?          | जी हाँ, मुझे बुखार है।  |
| 9  | मुझे क्या करना चाहिए?   | जी हाँ, मुझको थकावट है। |
| 10 | मुझे क्या खाना चाहिए?   | जी हाँ, दर्द है।        |
| 11 | मुझे काम पर जाना चाहिए? | जी हाँ, खाँसी है।       |

## Vocabulary

word	transliteration	type	definition	#
अंग्रेज़	<i>āṅrez</i>	adj. & nm.	English; nm. 'English' person	05
अंगूठी	<i>aṅgūṭhī</i>	nf.	ring, as in ring worn on finger	07
अंगूर	<i>aṅgūr</i>	nm.	grape	01
अंग्रेज़ी	<i>aṅgrezī</i>	adj. & nf.	adj. english; nf. English language	01
अकसर	<i>aksar</i>	adv.	normally, often	07
अख़बार	<i>akḥbār</i>	nm.	newspaper	01
अगरबत्ती	<i>agarbattī</i>	nf.	incense stick	03
अच्छा	<i>acchā</i>	adj.	good, okay, alright	03
अण्डा	<i>aṅḍā</i>	nm.	egg	03
अधिक	<i>adhik</i>	adj.	many, much, more	06
अधिकतम	<i>adhiktam</i>	adj.	greatest	06
अधिकतर	<i>adhiktar</i>	adj.	more, great	06
अध्यापक	<i>adhyāpak</i>	nm.	teacher	03
अध्यापिका	<i>adhyāpikā</i>	nf.	teacher[ess]	07
अब	<i>ab</i>	adv.	now	04
अब्बा जान	<i>abbā jān</i>	nm.	father [dear] (Urdu)	06
अभ्यास	<i>abhyās</i>	nm.	practice, exercise	03
अमरीका	<i>amrikā</i>	nm.	america (also spelled अमेरिका <i>amerikā</i> )	07
अम्मी जान	<i>ammī jān</i>	nf.	mother [dear] (Urdu)	06
अय्यर	<i>ayyar</i>	nm.	Ayyar, a surname	03
असली	<i>aslī</i>	adj.	real, genuine	03
अस्सलाम अलैकुम	<i>assalām alaikum</i>	phr.	peace be upon you (Muslim greeting)	01
अस्सी	<i>assī</i>	num.	eighty	02
आगरा	<i>āgrā</i>	nm.	Agra	03
आगे	<i>āge</i>	adv.	ahead, in front, further, fast in relation to clocks; आगे जाना <i>āge jānā</i> vi. to go	06

Hindi 1

			ahead	
आज	<i>āj</i>	adv.	today	05
आजकल	<i>ājkal</i>	adv.	nowadays, recently	05
आज़ादी	<i>āzādī</i>	nf.	independence	07
आठ	<i>āṭh</i>	num.	eight	03
आठवाँ	<i>āṭhvā</i>	adj.	eighth	05
आदमी	<i>ādmī</i>	nm.	man	01
आदर	<i>ādar</i>	nm.	respect; आदर देना <i>ādar denā</i> to show respect	04
आना	<i>ānā</i>	vi.	to come	04
आप	<i>āp</i>	pr.	you (formal)	01
आपका	<i>āpkā</i>	poss.pr.	your (formal)	02
आम	<i>ām</i>	nm. & adj.	mango; adj. ordinary; आम तौर पर normally	06
आराम	<i>ārām</i>	nm.	rest; आराम करना <i>ārām karnā</i> vt. to relax; adj. relaxing	05
आसान	<i>āsān</i>	adj.	easy	05
इक्कीस	<i>ikkīs</i>	num.	twenty-one	06
इधर	<i>idhar</i>	adv.	hither, over here, here	04
इन	<i>in</i>	pr. (obl.)	to them (near), her/him (polite)	02
इनका	<i>inkā</i>	poss.pr.	their (near)	02
इन्हें	<i>inhē</i>	pr. (obl.)	to them, these (near)	02
इमारत	<i>imārat</i>	nf.	building	01
इस	<i>is</i>	pr. (obl.)	her/him/it (near)	02
इसका	<i>iskā</i>	poss.pr.	her, his, its (near)	02
इसे	<i>ise</i>	pr. (obl.)	to her, him, it, this (near)	02
ईख	<i>īkh</i>	nm.	sugarcane	01
ईसाई	<i>īsāī</i>	adj. & nm. & nf.	Christian	01
उत्तर	<i>uttar</i>	nm.	answer; nm. & adj. north	01
उत्तरकाशी	<i>uttarkāśī</i>	nf.	Uttarkashi, a place name	07
उद्देश्य	<i>uddeśy</i>	nm.	purpose	03
उधर	<i>udhar</i>	adv.	thither, over there, there	04

Hindi 1

उन	<i>un</i>	pr. (obl.)	to them (far), her/him (polite)	02
उनका	<i>unkā</i>	poss.pr.	their (far)	02
उन्नीस	<i>unnīs</i>	num.	nineteen	06
उन्हें	<i>unhē</i>	pr. (obl.)	to them, those (far)	02
उम्र	<i>umr</i>	nf.	age, in the sense of lifespan	06
उस	<i>us</i>	pr. (obl.)	her/him/it (far)	02
उसका	<i>uskā</i>	poss.pr.	her, his, its (far)	02
उसे	<i>use</i>	pr. (obl.)	to her, him, it, that (far)	02
ऊँचा	<i>ūcā</i>	adj.	high, lofty	05
ऊन	<i>ūn</i>	nf.	wool	01
ऊनी	<i>ūnī</i>	adj.	woolen	06
ऋषि	<i>ṛṣi</i>	nm.	a sage	01
एक	<i>ek</i>	num.	one	01
एक और	<i>ek aur</i>	ph.	one more, another	05
एक दम	<i>ek dam</i>	ph.	at all, (from एक num. one, plus दम nm. breath)	07
ऐनाक	<i>ainak</i>	nm.	spectacles	01
ओखला	<i>okhlā</i>	nm.	mortar, as in mortar and pestle	01
औरत	<i>aurat</i>	nf.	woman	01
कंघी	<i>kaṅghī</i>	nf.	comb	03
कच्चा	<i>kaccā</i>	adj.	unripe, uncooked, unsurfaced (of roads), built of wood and thatch (of buildings)	07
कद्दू	<i>kaddū</i>	nm.	pumpkin	03
कप	<i>kap</i>	nm.	cup	06
कपड़ा	<i>kapṛā</i>	nm.	cloth (note in plural no clear distinction between cloths and clothes)	02
कभी	<i>kabhī</i>	adv.	sometimes	07
कभी कभी	<i>kabhī kabhī</i>	adv.	from time to time	07
कम	<i>kam</i>	adj.	less	06
कमरा	<i>kamrā</i>	nm.	room; सोने का कमरा <i>sone kā</i>	04

Hindi 1

			<i>kamrā</i> bedroom, बैठक <i>baiṭhak</i> living room	
कमीज़	<i>qamīz</i>	nf.	shirt	02
कम्बल	<i>kambal</i>	nm.	blanket	03
करना	<i>karnā</i>	vt.	to do	04
कल	<i>kal</i>	adv.	yesterday or tomorrow	03
कलम	<i>qalam</i>	nm.	pen (often now simply पेन)	03
कश्मीरी	<i>kaśmīrī</i>	adj.	Cashmere, related to Kashmir	06
कष्ट	<i>kaṣṭ</i>	nm.	difficulty, pain	03
कहना	<i>kehnā</i>	vt.	to say, to utter meaningful speech	04
कहाँ	<i>kahā</i>	adv.	where?	03
का	<i>kā</i>	ppn.	of	04
कान	<i>kān</i>	nm.	ear	01
काफ़ी	<i>kāfī</i>	nf.	coffee; adj. enough, sufficient; adv. quite, fairly	05
काफ़ी बहुत	<i>kāfī bahut</i>	adj.	quite a lot	07
काम	<i>kam</i>	nm.	work; काम पर जाना to go to work	02
काला	<i>kālā</i>	adj.	black	02
कि	<i>ki</i>	cj.	'that'	05
कितना	<i>kitnā</i>	adj.	how many, how much	03
किताब	<i>kitāb</i>	nf.	book	01
किन	<i>kin</i>	inter. pr.	whom (plural)	02
किन्हें	<i>kinhē</i>	inter. pr.	to whom (plural)	02
किलो	<i>kilo</i>	nm.	kilo[gramme]	05
किस	<i>kis</i>	inter. pr. (obl.)	who	02
किस लिए	<i>kis lie</i>	inter.	for what purpose? carries the sense of: why?	07
किसी	<i>kisī</i>	adj. * pr.	oblique form of कोई koī	06
किसे	<i>kise</i>	inter. pr.	to whom (singular)	02
कीमत	<i>qīmat</i>	nf.	price	04
कुछ	<i>kuch</i>	adj. & pr.	some, any; pr. something,	06

Hindi 1

			anything; कुछ नहीं nothing	
कुड़ा	<i>kuṛā</i>	nm.	rubbish; कुड़ा दान nm. rubbish bin	04
कुत्ता	<i>kuttā</i>	nm.	dog	03
कुरता	<i>kurtā</i>	nm.	<i>kurtā</i> , a kind of shirt	02
कुरसी	<i>kursī</i>	nf.	chair	01
कृपया	<i>kṛpayā</i>	adv.	please ( from कृपा <i>kṛpā</i> nf. mercy)	04
कृष्ण	<i>kṛṣṇa</i>	nm.	Krishna, a man's name	01
के पास	<i>ke pās</i>	ppn.	near, to 'have'; to go'to' to a person	04
के बारे में	<i>ke bāre mē</i>	ppn.	concerning, in the matter of	06
के बाहर	<i>ke bāhar</i>	ppn.	outside	07
के बीच में	<i>ke bīc mē</i>	ppn.	in the centre	05
के लिए	<i>ke lie</i>	ppn.	for the purpose of, for	05
के साथ	<i>ke sāth</i>	ppn.	with, accompanied by	07
केदारनाथ	<i>kedār-nāth</i>	nm.	Kedarnath, a place in the Himalayas	05
केला	<i>kelā</i>	nm.	banana	02
कैमरा	<i>kaimrā</i>	nm.	camera	01
कैसा	<i>kaisā</i>	adj.	what sort of; adv. how	01
को	<i>ko</i>	ppn.	to	02
कोई	<i>koī</i>	adj. & pr.	some, any; pr. someone, anyone	06
कोक	<i>kok</i>	nm.	coke (nf. in some people's view)	02
कौन	<i>kaun</i>	inter.	who	01
कौन-सा	<i>kaun-sā</i>	pr.	which (in the sense of 'which out of a number of possibilities' )	06
क्या	<i>kyā</i>	inter.	what, question marker	01
क्यों	<i>kyō</i>	adv.	why	06
क्योंकि	<i>kyōki</i>	cj.	because, due to this	06
क्रिकेट	<i>krikeṭ</i>	nm.	cricket (from क्रिकेट खेल <i>krikeṭ khel</i> , nm. game of	05

Hindi 1

			cricket)	
क्रिया	<i>kriyā</i>	nf.	action, verb	03
क्लासमैट	<i>klāsmait</i>	nm. & nf.	class-mate, fellow student	03
क्षत्रिय	<i>kṣatriya</i>	nm.	the warrior caste	02
क्षेत्र	<i>kṣetra</i>	nm.	area	07
खबर	<i>khabar</i>	nm.	news	02
खराब	<i>kharāb</i>	adj.	bad	02
खरीदारी	<i>kharīdārī</i>	nf.	shopping	05
खाँसी	<i>khāṣī</i>	nf.	cough	07
खादी	<i>khādī</i>	adj.	handmade, handicraft	07
खाना	<i>khānā</i>	nm. & vt.	food; vt. to eat	01
खिड़की	<i>khīrkī</i>	nf.	window	01
खिलौना	<i>khilāunā</i>	nm.	toy	03
खुदा हाफिज़	<i>khudā hāfiz</i>	phr.	God be with you (Muslim goodbye)	01
खुश	<i>khuś</i>	adj.	pleased, glad, happy	05
खेती-बाड़ी	<i>khetī bārī</i>	nf.	farming	07
खेलना	<i>khelnā</i>	vt.	to play a game	07
खोलना	<i>kholnā</i>	vt.	to open	04
ख्याल	<i>khyāl</i>	nm.	idea	03
गंदा	<i>gandā</i>	adj.	dirty, bad, ugly (of clothing)	06
गम	<i>gam</i>	nm.	sorrow	02
गरम	<i>garam</i>	adj.	hot	05
गरीबी	<i>garībī</i>	nf.	poverty	07
गला	<i>galā</i>	nm.	neck	04
गली	<i>galī</i>	nm.	alleyway, lane	05
गाँधी	<i>gādhī</i>	nm.	name of a Gujarati trading community; a style of hat	06
गाँव	<i>gāv</i>	nm.	village	05
गाड़ी	<i>gārī</i>	nf.	vehicle, car, train, bus, etc.	04
गाना	<i>gānā</i>	nm. & vt.	song; vt. to sing	05
गाय	<i>gāy</i>	nf.	cow	01
गीत	<i>gīt</i>	nm.	song	02

Hindi 1

गुड़िया	<i>guṛiyā</i>	nf.	doll	02
गुरुद्वारा	<i>gurudvāra</i>	nm.	Gurudvara, a Sikh Temple	03
गुलाब	<i>gulāb</i>	nm.	rose	03
गुलाबी	<i>gulābī</i>	adj.	pink	06
गुसलखाना	<i>gusalkhānā</i>	nm.	bathroom	06
गेंद	<i>gend</i>	nf.	ball	03
गेहूँ	<i>gehū</i>	nm.	wheat	07
ग्यारह	<i>gyārah</i>	num.	eleven	03
ग्यारहवाँ	<i>gyārahvā</i>	adj.	eleventh	05
ग्राम	<i>grām</i>	nm.	gramme (Eng.); also: nm. village, adj. rural (Skt)	03
ग्राहक	<i>grāhak</i>	nm.	customer	02
ग्लास	<i>glās</i>	nm.	glass (may be made of metal, but always without a handle)	04
घड़ी	<i>gharī</i>	nf.	watch, clock; small water pot	01
घण्टा	<i>ghaṅṭā</i>	nm.	hour	03
घण्टी	<i>ghaṅṭī</i>	nf.	bell	04
घर	<i>ghar</i>	nm.	home; घर पर at home	01
चंचल	<i>cañcal</i>	adj.	restless, fickle	03
चंदन	<i>candan</i>	nm.	sandalwood	03
चक्र	<i>cakr</i>	nm.	circle	02
चमड़ा	<i>camṛā</i>	nm.	leather	06
चम्मच	<i>cammac</i>	nm.	spoon	01
चलाना	<i>calānā</i>	vt.	to drive a car, fly a plane, sail a ship, make something move	05
चाचा	<i>cācā</i>	nm.	paternal uncle, 'father's younger brother'	06
चादर	<i>cādar</i>	nf.	blanket	03
चाय	<i>cāy</i>	nf.	tea	01
चार	<i>cār</i>	num.	four	03
चालीस	<i>cālīs</i>	num.	fourty	03

Hindi 1

चावल	<i>cāval</i>	nm.	rice	06
चाहना	<i>cāhnā</i>	vt.	to desire, wish, want	07
चाहिए	<i>cāhie</i>	vi.	desired, wanted	02
चिट्ठी	<i>ciṭṭhī</i>	nf.	letter (of correspondence etc.); चिट्ठी-पत्री nf. correspondence, letters and packages etc.	03
चिह्न	<i>cihn</i>	nm.	sign	03
चीनी	<i>cīnī</i>	nf.	sugar; adj. chinese and nf. Chinese language	02
चूहा	<i>cūhā</i>	nm.	mouse, rat	03
चौथा	<i>cauthā</i>	adj.	fourth	05
चौबीस	<i>caubīs</i>	num.	twenty-four	05
छठा	<i>chaṭhā</i>	adj.	sixth	05
छत	<i>chat</i>	nf.	roof	01
छुट्टी	<i>chuṭṭī</i>	nf.	holiday	03
छूना	<i>chūnā</i>	vt.	to touch	04
छै	<i>chai</i>	num.	six	03
छोटा	<i>choṭā</i>	adj.	small	03
जगह	<i>jagah</i>	nf.	place, location	01
जबलपुर	<i>jabalpur</i>	nm.	Jabalpur, a city	06
ज़माना	<i>zamānā</i>	nm.	time, age, era (often the equivalent of English 'days', as in 'those days')	07
ज़रूर	<i>zarūr</i>	adv.	certainly, of course	03
जलेबी	<i>jalebī</i>	nf.	jalabī, a kind of Indian sweet	02
जल्दी	<i>jaldī</i>	adv.	quickly; जल्दी जाना vi. to go quickly	04
जाना	<i>jānā</i>	vi.	to go	04
जापानी	<i>jāpānī</i>	nf.	Japanese; adj. japanese	02
जाम	<i>jām</i>	nm.	[traffic]-jam	06
जी	<i>jī</i>	part.	sir/madam; nm. heart, spirit; a term often added to Hindu and Western names as a term of respect.	01

Hindi 1

जीजा	<i>jijā</i>	nm.	elder sister's husband (cf. बहनोई)	06
जुकाम	<i>zūkām</i>	nm.	cold, flu	04
जूता	<i>jūtā</i>	nm.	shoe	06
जेब	<i>jeb</i>	nf.	pocket	03
जेवर	<i>zevar</i>	nm.	jewellery	03
जैड	<i>jaiḍ</i>	nm.	jade (English, Hindi संगशयब <i>saṅgaśyab</i> nm. jade)	05
जोड़ों	<i>joṛō</i>	nm.	joints [of the body], from जोड़ nm. joint	07
ज्ञान	<i>gyān</i>	nm.	wisdom, knowledge	02
ज़्यादा	<i>zyādā</i>	adj. & adv.	adj. more, very much, too much; adv. more, much	04
ज़्यादातर	<i>zyādātar</i>	adv.	mostly, largely,	07
झोला	<i>jholā</i>	nm.	shoulder bag	01
टार्च	<i>ṭārc</i>	nm. & nf.	torch, flashlight	03
टिकट	<i>ṭikaṭ</i>	nm.	ticket, stamp	05
टिकेट	<i>ṭiket</i>	nm.	ticket	05
टीवी	<i>ṭivī</i>	nm.	TV (short for TV सेट <i>seṭ</i> where set replaces उपकरण <i>upakaraṇ</i> , nm. device)	05
टेनिस	<i>ṭenis</i>	nm.	tennis, as in tennis game टेनिस का खेल	07
टैक्सी	<i>ṭaiksī</i>	nf.	taxi	05
टोपी	<i>ṭopī</i>	nf.	hat	01
ट्रक	<i>ṭrak</i>	nm.	truck, lorry	07
ट्राफ़िक	<i>ṭrāfik</i>	nf.	traffic	05
ट्रेन	<i>ṭren</i>	nf.	train	02
ठंडा	<i>ṭhaṇḍā</i>	adj.	cold	05
ठण्डा	<i>ṭhaṇḍā</i>	adj.	cold	02
ठहरना	<i>ṭharnā</i>	vi.	to stop, stay, remain, lodge (note: pronounced <i>ṭhernā</i> )	06
ठीक	<i>ṭhīk</i>	adv.	fine, okay, alright; ठीक होना to get better, to improve	01
डाक्टर	<i>dākṭar</i>	nm. & nf.	doctor (also spelled डॉक्टर)	07
डालर	<i>dālar</i>	nm.	dollar	05

Hindi 1

डिब्बा	<i>ḍibbā</i>	nm.	box, container	01
ढाका	<i>ḍhākā</i>	nm.	Dhaka, capital of Bangladesh; a style of hat	06
ढाबा	<i>ḍhābā</i>	nm.	<i>ḍhābā</i> , a small restaurant	01
तक	<i>tak</i>	ppn.	up to, as far as, until	03
तकिया	<i>takiyā</i>	nm.	pillow	03
तबीयत	<i>tabīyat</i>	nf.	health	07
तमिल नाडु	<i>tamil nāḍu</i>	nm.	Tamil Nadu	06
तस्वीर	<i>tasvīr</i>	nf.	picture, painting	01
ताज महल	<i>tāj mahal</i>	nm.	Taj Mahal	03
ताज़ा	<i>tāzā</i>	adj.	fresh (normally invariable)	03
तामिल	<i>tāmil</i>	adj. & nf.	adj. Tamil; nf. Tamil language	07
तामिल नाडू	<i>tāmil nāḍū</i>	nm.	Tamil Nadu, a state of India	07
तीन	<i>tīn</i>	num.	three	01
तीस	<i>tīs</i>	num.	thirty	02
तीसरा	<i>tīsra</i>	adj.	third	05
तुझ	<i>tujh</i>	pr. (obl.)	you	02
तुझे	<i>tujhe</i>	pr. (obl.)	to you (intimate)	02
तुम	<i>tum</i>	pr.	you (familiar)	01
तुम्हारा	<i>tumhārā</i>	poss.pr.	your (informal)	02
तुम्हें	<i>tumhē</i>	pr. (obl.)	to you (familiar)	02
तू	<i>tū</i>	pr.	you (intimate)	01
तेईस	<i>teīs</i>	num.	twenty-three	06
तेरा	<i>terā</i>	poss.pr.	your (intimate)	02
तैंतालीस	<i>taītālīs</i>	num.	forty-three	07
तैयार	<i>taiyār</i>	adj.	ready; तैयार करना vt. to get ready, to prepare; तैयार होना vi. to be made ready, to have been prepared	05
तो	<i>to</i>	emph. part.	'so' and other meanings, see lesson seven	07
तोहफ़ा	<i>tohfā</i>	nm.	present	06
त्याग	<i>tyāg</i>	nm.	renunciation	03

Hindi 1

त्रुटि	<i>truṭi</i>	nf.	mistake	02
थकावट	<i>thakāvaṭ</i>	nf.	tiredness	07
था	<i>thā</i>	vs. ms.	was	05
थाली	<i>thālī</i>	nf.	<i>thālī</i> , a kind of plate	01
थी	<i>thī</i>	vs. fs.	was	05
थीं	<i>thī</i>	vs. fp.	were	05
थे	<i>the</i>	vs. mp.	were	05
थैला	<i>thailā</i>	nm.	bag (shopping bag etc. with handles)	03
थोड़ा	<i>thorā</i>	adj.	'little' in reference to quantity; थोड़ा-बहुत a bit of	06
दफ़्तर	<i>daftar</i>	nm.	office	07
दरवाज़ा	<i>darvāzā</i>	nm.	door	01
दर्जा	<i>darjā</i>	nm.	form, class	05
दर्द	<i>dard</i>	nm.	pain	07
दवा	<i>davā</i>	nf.	medicine	07
दस	<i>das</i>	num.	ten	03
दसवाँ	<i>dasvā</i>	adj.	tenth	05
दाल	<i>dāl</i>	nf.	dal, lentils	04
दिखाना	<i>dikhānā</i>	vt.	to show	06
दिन	<i>din</i>	nm.	day	05
दिनेश	<i>dineś</i>	nm.	Dinesh, a man's name	05
दिल्ली	<i>dillī</i>	nf.	Delhi	03
दीपक	<i>dīpak</i>	nm.	Deepak, man's name (also nm. a lamp)	04
दीवार	<i>dīvār</i>	nf.	wall	04
दुकान	<i>dukān</i>	nf.	shop	02
दुकानदार	<i>dukāndār</i>	nm.	shopkeeper	03
दुनिया	<i>duniyā</i>	nf.	world	05
दुपट्टा	<i>dupaṭṭā</i>	nm.	dupatta, a kind of scarf worn by women	06
दूध	<i>dūdh</i>	nm.	milk	01
दूसरा	<i>dūsra</i>	adj.	second	05

Hindi 1

देखना	<i>dekhnā</i>	vt.	to see	04
देख-भाल करना	<i>dekh-bhāl karnā</i>	vt.	to look after, to care for (used in form x की देख-भाल करना)	07
देना	<i>denā</i>	vt.	to give	04
देर	<i>der</i>	nf.	delay	06
देवदास	<i>devdās</i>	nm.	Devdās, a man's name	05
देश	<i>deś</i>	nm.	country, nation	05
दो	<i>do</i>	num.	two	03
दोनों	<i>donō</i>	adj.	both	05
दोस्त	<i>dost</i>	nm. & nf.	friend	06
धन्यवाद	<i>dhanyavād</i>	nm.	thank you	01
धर्म	<i>dharm</i>	nm.	dharma, religion, teaching, doctrine, nature, duty, merit	02
न	<i>na</i>	adv.	don't with the imperative	04
नकली	<i>naklī</i>	adj.	false, fake	03
नदी	<i>nadī</i>	nf.	river	04
नन्हा	<i>nanhā</i>	adj.	tiny, wee, small, (of babies and infants etc.)	03
नब्बे	<i>nabbe</i>	num.	ninety	02
नमक	<i>namak</i>	nm.	salt	05
नमकीन	<i>namkīn</i>	adj.	salty, savoury	02
नमस्कार	<i>namaskār</i>	nm.	greetings, I honour you (Hindu greeting)	01
नमस्ते	<i>namaste</i>	nm.	greetings, I honour you (Hindu greeting)	01
नया	<i>nayā</i>	adj.	new	04
नल	<i>nal</i>	nm.	tap, pipe	05
नवाँ	<i>navā</i>	adj.	ninth	05
नहीं	<i>nahī</i>	adv.	no, not	01
नाक	<i>nāk</i>	nf.	nose	01
नान	<i>nān</i>	nf.	naan, a sort of bread	04
नापसंद	<i>nāpasand</i>	adj.	dislike	07
नाम	<i>nām</i>	nm.	name	02

Hindi 1

नाराज़	<i>nājāz</i>	adj.	angry	05
नाश्ता	<i>nāštā</i>	nm.	snack, breakfast	03
निश्चय	<i>niścay</i>	nm.	decision	03
नेपाल	<i>nepāl</i>	nm.	Nepal	06
नौ	<i>nau</i>	num.	nine	03
पंखा	<i>pañkhā</i>	nm.	fan	03
पंजाब	<i>pañjāb</i>	nm.	Panjab	01
पंजाबी	<i>pañjābī</i>	adj. & nm. & nf.	Panjabi	01
पंद्रह	<i>pandrah</i>	num.	fifteen	05
पचपन	<i>pacpan</i>	num.	fifty-five	05
पचहत्तर	<i>pacahattar</i>	num.	seventy-five	05
पचानवे	<i>pacānve</i>	num.	ninety-five	05
पचास	<i>pacās</i>	num.	fifty	02
पचासी	<i>pacāsī</i>	num.	eighty-five	05
पच्चीस	<i>paccīs</i>	num.	twenty-five	05
पठान	<i>paṭhān</i>	nm.	Pathan, an inhabitant of the NWFP; adj. related to the Pathans	06
पढ़ना	<i>paṛhnā</i>	vt.	to read, to study	07
पढ़ाई	<i>paṛhāī</i>	nf.	education, studies	07
पता	<i>patā</i>	nm.	address; information, whereabouts	04
पति	<i>pati</i>	nm.	husband ('Lord')	06
पत्नी	<i>patnī</i>	nf.	wife	06
पर	<i>par</i>	ppn.	on	01
परिवार	<i>parivār</i>	nm.	family	06
परीक्षा	<i>parīkṣā</i>	nf.	examination	03
पर्यटन	<i>paryāṭan</i>	nm.	tourism	07
पलंग	<i>paḷaṅg</i>	nm.	bed	03
पसंद	<i>pasand</i>	adj.	liked, pleasing	05
पहला	<i>pahlā</i>	adj.	first, foremost	05
पहले	<i>pahle</i>	adv.	previously, before	05

Hindi 1

पहुँचाना	<i>pahuṃcānā</i>	vt.	deliver, cause to arrive	07
पाँच	<i>pāñc</i>	num.	five	03
पाँचवाँ	<i>pāñcvā</i>	adj.	fifth	05
पाजामा	<i>pājāmā</i>	nm.	pajama (trousers only, no 'pajama top' in Hindi)	06
पानी	<i>pānī</i>	nm.	water	01
पिछला	<i>pichlā</i>	adj. & nm.	previous, behind; last	05
पिता	<i>pitā</i>	nm.	father	02
पीना	<i>pīnā</i>	vt.	to drink	04
पीस	<i>pīs</i>	nm.	'piece' mostly used in situations like 'piece of luggage',	07
पुराना	<i>purānā</i>	adj.	old	05
पूछना	<i>pūchnā</i>	vt.	to ask	04
पृथ्वी	<i>pṛthvī</i>	nf.	the earth	03
पेट	<i>peṭ</i>	nm.	stomach	07
पेड़	<i>peṛ</i>	nm.	tree	04
पेप्सी	<i>pepsī</i>	nm.	pepsi	02
पैंतालीस	<i>pañtālīs</i>	num.	fourty-five	05
पैंतीस	<i>pañtīs</i>	num.	thirty-five	05
पैंसठ	<i>pañsaṭh</i>	num.	sixty-five	05
पैकट	<i>pañkaṭ</i>	nm.	packet	03
पैदल चलना	<i>paidal calnā</i>	vi.	to walk	05
पैसा	<i>paisā</i>	nm.	paisa, also general sense of 'money'	02
प्याला	<i>pyālā</i>	nm.	cup	03
प्यास	<i>pyās</i>	nf.	thirst	03
प्रथम	<i>pratham</i>	adj.	first, foremost	05
प्रीति ज़िंटा	<i>prīti zintā</i>	ph.	<i>Prīti Zintā</i> , a woman's name	05
प्लास्टिक	<i>plāṣṭik</i>	nm.	plastic	06
फल	<i>phal</i>	nm.	fruit	01
फ़ायदा	<i>fāydā</i>	nm.	advantage, profit, gain	05
फिर	<i>phir</i>	adv.	again, once more; फिर भी phir bhī even so, however	04

Hindi 1

फ़िल्मी	<i>filmī</i>	adj.	related to film	05
फूल	<i>phūl</i>	nm.	flower	04
फ़ोटो	<i>foto</i>	nm.	photo	04
फ़ोन	<i>fon</i>	nm.	phone (i.e. mobile, cell, hand phone etc.)	01
बंगाली	<i>bangālī</i>	adj. & nm. & nf.	adj. Bengali; nm. a Bengali; nf. the Bengali language	06
बगीचा	<i>bagīcā</i>	nm.	garden	04
बच्चा	<i>baccā</i>	nm.	child	02
बजाना	<i>bajānā</i>	vt.	to play a musical instrument	07
बड़ा	<i>barā</i>	adj.	big, elder	03
बढ़िया	<i>barhiyā</i>	adj.	excellent	02
बताना	<i>batānā</i>	vt.	to tell, relate	05
बत्ती	<i>battī</i>	nf.	lamp, light, electric light	03
बनाना	<i>banānā</i>	vt.	to make	05
बराबर	<i>barābar</i>	adj.	equal, the same	06
बर्फ़	<i>baraf</i>	nf. & nm.	ice, snow; बर्फ़ पड़ना vi. for snow to fall	03
बर्फी	<i>barfī</i>	nf.	barfī, a type of Indian milk sweet	05
बस	<i>bas</i>	nf. & inter. & adj.	nf. bus; inter. enough! stop!; adj. enough, just; nm. power	06
बहन	<i>bahan</i>	nf.	sister	02
बहनोई	<i>bahenoī</i>	nf.	brother-in-law, '[younger] sister's husband'	06
बहुत	<i>bahut</i>	adj. & adv.	adj. much, many, enough; adv. very, extremely	05
बाईस	<i>bāīs</i>	num.	twenty-two	06
बाज़ार	<i>bāzār</i>	nm.	bazar, market	05
बात	<i>bāt</i>	nf.	speech, thing said, matter, thing	04
बातचीत	<i>bātcīt</i>	nf.	conversation	01
बार	<i>bār</i>	nf.	time, turn, opportunity, occasion	05
बाल	<i>bāl</i>	nm.	hair (used in plural); also nm. child	01

Hindi 1

बिरियानी	<i>biriyānī</i>	nf.	biryani, a type of rice dish	04
बिल्कुल	<i>bilkul</i>	adv.	entirely, absolutely, completely, 'quite', alternate spelling for बिल्कुल	03
बिल्कुल	<i>bilkul</i>	adv.	entirely, completely, absolutely	05
बिल्ली	<i>billī</i>	nf.	cat	03
बिस्कुट	<i>biskuṭ</i>	nm.	biscuit	02
बीस	<i>bīs</i>	num.	twenty	03
बुखार	<i>bukhār</i>	nm.	fever	07
बुढ़ा	<i>buddhā</i>	adj. & nm.	adj. old; nm. old man (pejorative, better बुढ़ा)	06
बुढ़ा	<i>buṛhā</i>	adj. & nm.	old; old person (see also बुढ़ा)	06
बूकिंग	<i>būkiṅg</i>	nf.	'booking' as in hotel booking	06
बेचना	<i>becnā</i>	vt.	to sell	07
बेटा	<i>beṭā</i>	nm.	son	04
बेटी	<i>beṭī</i>	nf.	daughter	04
बेन	<i>ben</i>	nm.	Ben, a man's name	01
बेहतर	<i>behtar</i>	adj.	better, superb	06
बेहतरीन	<i>behtarīn</i>	adj.	best, excellent	06
बैंक	<i>baīk</i>	nm.	bank	07
बैंगनी	<i>baīganī</i>	adj.	purple	06
बैठक	<i>baiṭhak</i>	nm.	living room (or sitting room)	04
बैठना	<i>baiṭhnā</i>	vi.	to sit	04
बैथरूम	<i>baiṭhrūm</i>	nm.	bathroom	04
बोतल	<i>botal</i>	nf.	bottle	03
बौद्ध	<i>bauddha</i>	adj. & nm. & nf.	Buddhist	01
ब्राह्मण	<i>brāhmaṇ</i>	nm.	Brahman	01
भंडार	<i>bhaṇḍār</i>	nm.	store, shop	07
भक्त	<i>bhakt</i>	nm.	devotee	03
भाई	<i>bhāī</i>	nm.	brother	04
भाई-साहब	<i>bhāī-sāhab</i>	nm.	'Brother-Mr', an informal polite address form for a	03

Hindi 1

			man	
भाभी	<i>bhābhī</i>	nf.	sister-in-law, 'elder brother's wife'	06
भारत	<i>bhārat</i>	nm.	India	01
भारतीय	<i>bhārtīya</i>	nm.	Indian [person, or thing etc.]	01
भुखमरी	<i>bhukhmarī</i>	nf.	famine	07
मंज़िल	<i>mañzil</i>	nf.	storey	05
मकान	<i>makān</i>	nm.	house	01
मक्खन	<i>makkhan</i>	nm.	butter	03
मत	<i>mat</i>	adv.	don't, negates imperative commands; nm. viewpoint, doctrine	04
मतलब	<i>matlab</i>	nm.	meaning, significance	04
मसाला	<i>masālā</i>	nm. & adj.	nm. spice mixture, paste; adj. spicy, of films 'formulaic'	05
महँगा	<i>mahaṅgā</i>	adj.	expensive, costly	05
माँसाहारी	<i>māśāhārī</i>	adj.	'meat eating', non-vegetarian	05
माचिस	<i>mācis</i>	nf.	matches	03
माता	<i>mātā</i>	nf.	mother	02
माता-पिता	<i>mātā-pitā</i>	nm.	parents	07
मामा	<i>māmā</i>	nm.	maternal uncle, 'mother's brother'	01
मारुति ज़ेन	<i>māruṭi zen</i>	nm.	Maruti Zen, a type of car	04
मार्च	<i>mārc</i>	nm.	March	05
मालिक	<i>mālik</i>	nm.	boss, employer, owner	06
मालूम	<i>mālūm</i>	adj.	known; vi. मालूम होना <i>mālūm honā</i> to be known; vt. मालूम करना <i>mālūm karnā</i> , to know, to find out	05
मिट्टी	<i>miṭṭī</i>	nf.	dirt, earth, dust	04
मिठाई	<i>miṭhāī</i>	nf.	sweet (Indian sweet)	02
मित्र	<i>mitr</i>	nm./nf.	friend (also दोस्त dost [Pers.])	03
मिनट	<i>minat</i>	nm.	minute (time measurement)	06

Hindi 1

मिनरल वाटर	<i>minral vāṭar</i>	nm.	mineral water, i.e. bottled water	05
मीठा	<i>mīṭhā</i>	adj.	sweet	05
मुजीब	<i>mujīb</i>	nm.	Mujib, a man's name	05
मुझ	<i>mujh</i>	pr. (oblique)	me, as in मुझको <i>mujhko</i> , to me	02
मुझे	<i>mujhe</i>	pr. (obl.)	to me	02
मुन्नी	<i>munnī</i>	nf.	dear, darling, a nickname for a girl	03
मुफ्त	<i>muft</i>	adj.	free of charge	03
मुश्किल	<i>muśkil</i>	adj.	Tamil difficult	05
मुसलमान	<i>musalmān</i>	adj. & nm. & nf.	Muslim	01
में	<i>mē</i>	ppn.	in	02
में से	<i>mē se</i>	ppn.	from amongst	06
मेज़	<i>mez</i>	nf.	table	01
मेज़बान	<i>mezbān</i>	nm.	host	07
मेरा	<i>merā</i>	poss.pr.	my	02
मेहमान	<i>mehmān</i>	nm.	guest (मेज़बान <i>mezbān</i> host)	07
मैं	<i>maī</i>	pr.	I	01
मैडम	<i>maidam</i>	nf.	madam, a term of address for women	05
मोमबत्ती	<i>mombattī</i>	nf.	candle	03
यह	<i>yah</i>	pr.	this, he, she, it	01
यहाँ	<i>yahā</i>	adv.	here	03
या	<i>yā</i>	conj.	or	01
यात्री	<i>yātrī</i>	nm.	traveller	01
यूनिवर्सिटी	<i>yūniversityā</i>	nm.	university (cf. विश्वविद्यालय <i>viśvavidyālay</i> )	07
ये	<i>ye</i>	pr.	these, they (near)	01
रवि	<i>ravi</i>	nm.	Ravi, a man's name (Skt: sun)	01
रविवार	<i>ravivār</i>	nm.	Sunday	05
रसोईघर	<i>rasoīghar</i>	nm.	kitchen	04

Hindi 1

रहना	<i>rahnā</i>	vi.	to live, reside, dwell, remain	07
राजपूत	<i>rājput</i>	nm.	Rajput, a warrior caste community	05
राजा	<i>rājā</i>	nm.	king	01
राज्य	<i>rājya</i>	nm.	state, nation	03
रात	<i>rāt</i>	nf.	night	07
रानी	<i>rānī</i>	nf.	queen	07
राम	<i>rām</i>	nm.	Rām, a man's name	05
रायता	<i>rāytā</i>	nm.	raita, a type of dish of yogurt and cucumber	04
राष्ट्र	<i>rāṣṭr</i>	nm.	nation	02
रास्ता	<i>rāstā</i>	nm.	road, way, path, route	02
रुपया	<i>rupayā</i>	nm.	rupee, money	04
रेजिस्टर	<i>rejistar</i>	nf.	register, as in hotel register book	06
रेशमी	<i>reśmī</i>	adj.	silken, i.e. silk	06
रेस्तरां	<i>restarā</i>	nm.	restaurant	05
रोटी	<i>roṭī</i>	nf.	roti, bread	04
लंदन	<i>landan</i>	nm.	london, a city	06
लंबा		adj.	see लम्बा	01
लगना	<i>lagnā</i>	vi.	to feel, seem, appear, stick, adhere	05
लड़का	<i>laṛkā</i>	nm.	boy	02
लड़की	<i>laṛkī</i>	nf.	girl	02
लड्डू	<i>laḍḍū</i>	nm.	laddu, a type of sweet	03
लम्बा	<i>lambā</i>	adj.	long, tall of people and trees (also spelled लंबा)	05
लस्सी	<i>lassī</i>	nf.	lassi, a kind of yogurt drink	01
लाना	<i>lānā</i>	vt.	to bring (used without ने ne in perfective)	04
लाल	<i>lāl</i>	adj.	red	01
लिखना	<i>likhnā</i>	vt.	to write	04
लेकिन	<i>lekin</i>	cj.	but	04
लेना	<i>lenā</i>	vt.	to take	04
लोग	<i>log</i>	nm.	people	07

Hindi 1

वह	<i>vah</i>	pr.	that, he, she, it	01
वाक्य	<i>vākya</i>	nm.	sentence, phrase	01
वाराणसी	<i>vārāṇasī</i>	nm.	Varanasi, Banaras, Benares	01
वालैकुम अस्सलाम	<i>vālaikum assalām</i>	phr.	and on you peace (response to Islamic greeting)	01
विदेशी	<i>videśī</i>	adj.	foreign	05
विद्यार्थी	<i>vidyārthī</i>	nm. / nf.	student	03
विवेक	<i>vivek</i>	nm.	discernment; also a man's name and the name of a hotel	06
विशाल	<i>viśāl</i>	adj.	vast, splendid, grand; also a man's name and the name of a hotel	06
विशेषण	<i>viśeṣaṇ</i>	nm.	adjective	05
विश्वविद्यालय	<i>viśvavidyālay</i>	nm.	university	03
वे	<i>ve</i>	pr.	then, those (far), he, she (polite)	01
वैटर	<i>vaiṭar</i>	nm.	waiter	05
व्यापार	<i>vyāpār</i>	nm.	business, trade; व्यापार करना vt. to trade	03
व्यापारी	<i>vyāpārī</i>	nm.	trader, businessman	07
शंकर	<i>śaṅkar</i>	nm.	Shankar, a name of Shiva	03
शब्द	<i>śabd</i>	nm.	word	01
शराब	<i>śarāb</i>	nf.	wine, alcohol	05
शहर	<i>śahar</i>	nm.	city	06
शाकाहारी	<i>śākāhārī</i>	adj.	vegetarian	05
शादी	<i>śādī</i>	nf.	marriage; शादी होना vi. to get married, शादी करना vt. to marry	01
शादीशुदा	<i>śādīśudā</i>	adj.	married	06
शाल	<i>śāl</i>	nm.	shawl	06
शाहरुख ख़ान	<i>śāhrukh khān</i>	ph.	Shahrukh Khan, a man's name	05
शिमला	<i>śimlā</i>	nm.	Simla, a city	06
शुक्रिया	<i>śukriyā</i>	nm.	thankyou	04
शुद्ध	<i>śuddha</i>	adj.	pure	03

Hindi 1

शून्य	<i>śūnya</i>	num.	zero	03
शृंगार	<i>śṛṅgār</i>	nm.	decoration, 'make up'	03
श्री	<i>śrī</i>	hon. part.	Sir; also nf. the goddess <i>Lakṣmī</i>	02
श्रीमती	<i>śrīmatī</i>	nf.	Mrs.	07
श्रीमान	<i>śrīmān</i>	nm.	Mr.	07
श्रेणी	<i>śreṇī</i>	nf.	class, group	05
संगीत	<i>sangūt</i>	nm.	music	05
संजय	<i>sañjay</i>	nm.	Sanjay, a man's name	03
संत	<i>sant</i>	nm.	a saint	03
संतरा	<i>santarā</i>	nm.	orange	04
संसार	<i>sāsār</i>	nm.	<i>sāsār</i> , the cycle of rebirth, the world	03
सड़क	<i>saṛak</i>	nf.	street	04
सत सिरी अकाल	<i>sat sirī akāl</i>	phr.	Truth is the immortal Lord (Sikh Greeting)	01
सत्तर	<i>sattar</i>	num.	seventy	02
सफ़ेद	<i>safed</i>	adj.	white	04
सब	<i>sab</i>	adv.	all	01
सब्ज़ी	<i>sabzī</i>	nf.	vegetable	04
समोसा	<i>samosā</i>	nm.	<i>samosā</i> , a kind of savoury food	02
सर्दी	<i>sardī</i>	nf.	cold	02
सलाम	<i>salām</i>	nm.	peace, (Muslim greeting)	01
सवाल	<i>savāl</i>	nm.	question	01
सस्ता	<i>sastā</i>	adj.	cheap	05
साठ	<i>sāṭh</i>	num.	sixty	02
साड़ी	<i>sāṛī</i>	nf.	sari, an Indian woman's garment	06
सात	<i>sāt</i>	num.	seven	03
सातवाँ	<i>sātvā</i>	adj.	seventh	05
सादा	<i>sādā</i>	adj.	plain (normally invariable)	02
साफ़	<i>sāf</i>	adj.	clean, clear	02
साफ़ करना	<i>sāf karnā</i>	vt.	to clean	06

Hindi 1

साबुन	<i>sābun</i>	nm.	soap	01
सामान	<i>sāmān</i>	nm.	goods, things, materials, stuff, luggage	03
सारा	<i>sārā</i>	adj.	whole, entire	05
साल	<i>sāl</i>	nm.	year	06
साहब	<i>sāhab</i>	nm.	Sahib, 'Mr' a term often added to the end of Muslim names as a sign of respect	01
सिंगापुर	<i>singāpur</i>	nm.	Singapur	05
सिग्रेट	<i>sigreṭ</i>	nf.	cigarette	04
सितार	<i>sitār</i>	nm.	sitar, a type of instrument	07
सिनेमा	<i>sinemā</i>	nm.	cinema (short for सिनेमा घर <i>sinemā ghar</i> nm. cinema house)	05
सिर	<i>sir</i>	nm.	head	07
सिरदर्द	<i>sirdard</i>	nm.	head-ache	07
सिर्फ	<i>sirf</i>	adv.	only, merely	03
सीखना	<i>sīkhnā</i>	vt.	to learn (a skill, vs. पढ़ना <i>parhnā</i> to study)	04
सीता	<i>sītā</i>	nf.	Sita, a woman's name	06
सुंदर	<i>sundar</i>	adj.	beautiful	04
सुनना	<i>sunnā</i>	vt.	to listen	04
सुनाना	<i>sunānā</i>	vt.	to tell, to cause to hear, to relate	07
सुब कुछ	<i>sab-kuch</i>	pr.	everything	07
सूती	<i>sūtī</i>	adj.	cotton	06
से	<i>se</i>	ppn.	from, with, by	03
सेब	<i>seb</i>	nm.	apple	04
सेल	<i>sel</i>	nm.	battery	03
सोचना	<i>socnā</i>	vt.	to think, consider, ponder	07
सोना	<i>sonā</i>	nm. & vt.	gold; vt. to sleep; सोने का कमरा nm. bedroom	07
सौ	<i>sau</i>	num.	hundred	03
स्कूल	<i>skūl</i>	nm. & nf.	school (Skt पाठशाला <i>paṭśālā</i> nm. school)	06

Hindi 1

स्टेशन	<i>ṣṭeśan</i>	nm.	station	01
स्पेशल	<i>speśal</i>	adj.	'special', mostly used in reference to tea and food	04
स्विस	<i>swis</i>	adj.	swiss	01
हकीकत	<i>haqīqat</i>	nf.	reality, also the title of a film	05
हफ़ता	<i>haftā</i>	nm.	week	05
हम	<i>ham</i>	pr.	we	01
हमारा	<i>hamārā</i>	poss.pr.	our	02
हमें	<i>hamē</i>	pr. (obl.)	to us	02
हम्माम	<i>hammām</i>	nm.	turkish bath; a brand name for a type of soap	01
हरा	<i>harā</i>	adj.	green	04
हवादार	<i>havādār</i>	adj.	airy	06
हाँ	<i>hā̃</i>	adv.	yes	01
हाँ	<i>hā̃</i>	nm.	Hi	01
हाथ	<i>hāth</i>	nm.	hand	01
हाल	<i>hāl</i>	nm.	condition, state	06
हिन्दुस्तानी	<i>hindustānī</i>	adj.	Indian	05
हिन्दू	<i>hindū</i>	adj. & nm. & nf.	Hindu	01
ही	<i>hī</i>	emph. part.	'only', 'alone' (see lesson 14)	05
हूँ	<i>hū̃</i>	vs.	am	01
हृदय	<i>hṛday</i>	nm.	heart	03
हेलो	<i>helo</i>	nm.	hello	01
है	<i>hai</i>	vs.	is (with तू are)	01
हैं	<i>hā̃</i>	vs.	are	01
हो	<i>ho</i>	vs.	are (with तुम)	01
होटल	<i>hoṭel</i>	nm.	hotel	05
होना	<i>honā</i>	vs.	to be, to exist	01
होशियार	<i>hośiyār</i>	adj.	intelligent	06
ह्रास	<i>hrās</i>	nm.	decay	02

## Appendix 1: Hindi Numbers

१ एक	२१ इक्कीस	४१ इकतालीस	६१ इकसठ	८१ इक्यासी
1 ek	21 ikkīs	41 iktālīs	61 iksaṭh	81 ikyāsī
२ दो	२२ बाईस	४२ बयालीस	६२ बासठ	८२ बयासी
2 do	22 bāīs	42 bayālīs	62 bāsaṭh	82 byāsī
३ तीन	२३ तेईस	४३ तैंतालीस	६३ तिरसठ	८३ तिरासी
3 tīn	23 teīs	43 taītālīs	63 tirsṭh	83 tirāsī
४ चार	२४ चौबीस	४४ चवालीस	६४ चौंसठ	८४ चौरासी
4 cār	24 caubīs	44 cavālīs	64 caūsṭh	84 caurāsī
५ पाँच	२५ पच्चीस	४५ पैतालीस	६५ पैसठ	८५ पचासी
5 pāñc	25 paccīs	45 paītālīs	65 paīsṭh	85 pacāsī
६ छै	२६ छब्बीस	४६ छियालीस	६६ छियासठ	८६ छियासी
6 chai	26 chabbīs	46 chiyālīs	66 chiyāsaṭh	86 chiyāsī
७ सात	२७ सत्ताईस	४७ सैंतालीस	६७ सरसठ	८७ सत्तासी
7 sāt	27 sattāīs	47 saītālīs	67 sarsṭh	87 sattāsī
८ आठ	२८ अट्ठाईस	४८ अड़तालीस	६८ अड़सठ	८८ अट्ठासी
8 āṭh	28 aṭṭāīs	48 aṛṭālīs	68 aṛsaṭh	88 aṭṭāsī
९ नौ	२९ उनतीस	४९ उनचास	६९ उनहत्तर	८९ नवासी
9 nau	29 untīs	49 uncās	69 unhattar	89 navāsī
१० दस	३० तीस	५० पचास	७० सत्तर	९० नब्बे
10 das	30 tīs	50 pacās	70 sattar	90 nabbe
११ ग्यारह	३१ इकत्तीस	५१ इक्यावन	७१ इकहत्तर	९१ इक्यानवे
11 gyārah	31 ikttīs	51 ikyāvan	71 ikhattar	91 ikyānve
१२ बारह	३२ बत्तीस	५२ बावन	७२ बहत्तर	९२ बानवे
12 bārah	32 battīs	52 bāvan	72 bahattar	92 bānve
१३ तेरह	३३ तैंतीस	५३ तिरपन	७३ तिहत्तर	९३ तिरानवे
13 terah	33 taītīs	53 tirpan	73 tihattar	93 tirānve
१४ चौदह	३४ चौतीस	५४ चौवन	७४ चौहत्तर	९४ चौरानवे
14 caudah	34 caūtīs	54 cauvan	74 cauhattar	94 cauānve
१५ पंद्रह	३५ पैतीस	५५ पचपन	७५ पचहत्तर	९५ पचानवे
15 pandrah	35 paītīs	55 pacpan	75 pacahattar	95 pacānve
१६ सोलह	३६ छत्तीस	५६ छप्पन	७६ छिहत्तर	९६ छियानवे
16 solah	36 chattīs	56 chappan	76 chihattar	96 chiyānve
१७ सत्रह	३७ सैंतीस	५७ सत्तावन	७७ सतहत्तर	९७ सत्तानवे
17 satrah	37 saītīs	57 sattāvan	77 satahattar	97 sattānve
१८ अठारह	३८ अड़तीस	५८ अट्ठावन	७८ अठहत्तर	९८ अट्टानवे
18 aṭhārah	38 aṛtīs	58 aṭṭāvan	78 aṭhattar	98 aṭṭhānve
१९ उन्नीस	३९ उनतालीस	५९ उनसठ	७९ उन्यासी	९९ निन्यानवे
19 unnīs	39 untālīs	59 unsṭh	79 unyāsī	99 ninyānve
२० बीस	४० चालीस	६० साठ	८० अस्सी	१०० सौ
20 bīs	40 cālīs	60 sāṭh	80 assī	100 sau

0 *śūnya* शून्य **zero**

1000 हज़ार *hazār* nm. **thousand**

100,000 लाख *lākh* nm. **lakh**

10,000,000 करोड़ *kroṛ* nm. **crore**

एक सौ एक *ek sau ek* **one hundred and one**

Hindi numbers are more difficult to remember than English numbers. Sanskrit numbers followed the pattern of 'one and twenty', 'two and twenty', etc. but over the centuries the separate words blended together into their present Hindi forms.

## Appendix 2: Further Reading

The following books on Hindi and Urdu may be useful when you are studying Hindi.

Text books:

Snell, R. and Weightman, S., *Teach Yourself Hindi*, London: Hodder and Stoughton, 1989.

Snell, R., *Beginner's Hindi*, London: Hodder Arnold, 2003.

Snell, R., *Beginner's Hindi script*, London: Hodder Arnold, 2003.

Matthews, D. & Mohamed Kasim Dalvi, *Teach Yourself Urdu*, London, Hodder Education, 2003.

Delacy, R., *Beginner's Urdu Script*, London, Hodder Education, 2003.

Reference books:

McGregor, R.S., *Outline of Hindi Grammar*, Oxford: Oxford University Press, (Third Edition, revised and enlarged), 1995.

Sharma, Ayendra, *A Basic Grammar of Modern Hindi*, Delhi: Central Hindi Directorate, 1994.

Dictionaries:

Snell, R., *Teach Yourself Hindi and English Dictionary: Hindi-English/English-Hindi*, 2004.

Bulke, K., *An English-Hindi Dictionary*. Delhi: S. Cand and Company, 1984. (बुल्के, का०, अंगरेजी-हिन्दी कोश, एस० चन्द एण्ड कम्पनी, दिल्ली, १९८४)

Chaturvedi, M. and Tiwari, B. *A practical Hindi-English Dictionary*, Delhi: National Publishing house, 1992.

McGregor, R.S., *Oxford Hindi English Dictionary*, Oxford: Oxford University Press, 1993.